

हैदराबाद विश्वविद्यालय
University of Hyderabad



वार्षिक लेखा
ANNUAL ACCOUNTS
2020-2021

प्रो. सी.आर. राव मार्ग, गच्चीबावली
Prof. C.R. Rao Road, Gachibowli,
पी.ओ./P.O. - Central University
हैदराबाद/Hyderabad – 500 046



University of Hyderabad

INDEX.

Sl. No.	Particulars	Page.no	
1	Separate Audit Report	A-E	
2	Reply to Separate Audit Report	F-I	
3	Audited Annual Accounts for the year 2020-21	1-59	
4	Balance Sheet		01
5	Income & Expenditure Account		02
6	Schedules forming Part of Balance Sheet as at 31st March, 2021		
7	Schedule 1 - Capital Fund		03
8	Schedule 2 - Designated/Earmarked/Endowment Funds		04-06
9	Schedule 2A - List of Endowment Funds		06A
10	Schedule 2(A)- Annexure to List of Endowment Funds		06 B-C
11	Schedule 3 - Current Liabilities and Provisions		07
12	Schedule 3(a) - Sponsored Projects		08
13	Schedule 3(b) - Sponsored Fellowships and Scholarships		09
14	Schedule 3(c) - Unutilized Balance of Grants from UGC/Govt. of India and State Governments		10-12
15	Schedule 4 - Fixed Assets		13
16	Schedule 4(A) - Plan/Creation of Assets		14
17	Schedule 4(B) - Non-Plan / Recurring Grant		15
18	Schedule 4(c) - Intangible Assets		16
19	Schedule 4(c)(i)- Patents and Copyrights		17
20	Schedule 4(D) - Others		18
21	Schedule 4(E) - I O E Fixed Assets		19
22	Schedule 4(F) - H E F A Fixed Assets		20
23	Schedule 5 - Investments from Earmarked /Endowment Funds		21
24	Schedule 5(a) - Investments from Earmarked /Endowment Funds (Fund Wise)		22
25	Schedule 6 - Investments - Others		23
26	Schedule 7 - Current Assets		24
27	Annexure to Schedule 7-Cash and Bank balances with Scheduled Banks		25
28	Schedule 8 - Loans, Advances & Deposits		26
29	Schedules forming part of Income & Expenditure Account for the year ending 31st March,2021		
30	Schedule 9 - Academic Receipts		27
31	Schedule 10 - Grants / Subsidies (Irrevocable Grants Received)		28
32	Schedule 11 - Income From Investments		29
33	Schedule 12 - Interest earned		30
34	Schedule 13 - Other Income		31
35	Schedule 14 - Prior Period Income		32
36	Schedule 15 - Staff Payments & Benefits (Establishment Expenses)		33
37	Schedule 15a - Employees Retirement & Terminal Benefits		34
38	Schedule 16 - Academic Expenses		35
39	Schedule 17 - Administrative & General Expenses		36
40	Schedule 18 - Transportation Expenses		37
41	Schedule 19 - Repairs and Maintenance		38
42	Schedule 20 - Finance Costs		39
43	Schedule 21 - Other Expenses		40
44	Schedule 22 - Prior Period Expenses		41
45	Receipts and Payments Account for the year 2020-21		42
46	GPF & NPS accounts		
47	Provident Fund Accounts for the year 2020-21		43-44
48	New Pension Scheme Accounts for the year 2020-21		45
49	Schedule - 23 Significant Accounting Policies		46-50
50	Schedule - 24 Notes on Accounts		51-55
51	Fixed Assets of Research and Sponsored Projects		56
52	Institute of Eminence related additional information		57-59



महानिदेशक लेखापरीक्षा (केंद्रीय) का कार्यालय
सैफाबाद, हैदराबाद - ५०० ००४

OFFICE OF THE
DIRECTOR GENERAL OF AUDIT (CENTRAL)
SAIFABAD, HYDERABAD - 500 004.

No.DGA(C)/CEA/Unit-4/UoH/SAR.2020-21/2021-22/95

Date.01.02.2022

सेवा में,
सचिव,
भारत सरकार, शिक्षा मंत्रालय,
उच्च शिक्षा विभाग, 'सी' विंग, शास्त्री भवन, डॉ. राजेन्द्र प्रसाद रोड
नई दिल्ली -110 001

महोदय,

विषय: हैदराबाद विश्वविद्यालय के वर्ष 2020-21, के लेखों पर पृथक लेखापरीक्षा प्रतिवेदन I

Separate Audit Report on the Accounts of University of Hyderabad, for the year 2020-21, Annexure thereof and one copy of the Annual Accounts of the University for the year 2020-21, are forwarded herewith for placing before both the Houses of Parliament.

The dates of presentation of Separate Audit Report in both the Houses of Parliament may please be intimated.

Receipt of this letter along with the enclosures may kindly be acknowledged.

भवदीय,

संल: यथोपरि

sd/-

महानिदेशक लेखापरीक्षा (केंद्रीय)

Copy to: Prof. B.J.Rao, Vice-Chancellor, University of Hyderabad, Gachibowli, P.O. Central University, Hyderabad - 500 046, along with one copy of Annual Accounts for the year 2020-21 (English version), with a request to furnish Hindi version of the approved Annual Accounts 2020-21 (2 sets), to this Office.

संल: यथोपरि

ch. y. saip
1/2/2022

निदेशक/ केंद्रीय व्यय लेखा परीक्षा

(A)

Separate Audit Report of the Comptroller and Auditor General of India on the Accounts of University of Hyderabad for the year ended 31 March 2021

We have audited the attached Balance Sheet of University of Hyderabad, as on 31 March 2021, Income & Expenditure Account and Receipts & Payments Account for the year ended on that date under Section 19 (2) of the Comptroller & Auditor General's (Duties, Powers & Conditions of Service) Act, 1971, read with Section 29 (1) of The University of Hyderabad Act, 1974. These financial statements are the responsibility of the University's Management. Our responsibility is to express an opinion on these financial statements based on our audit.

2. This Separate Audit Report contains the comments of the Comptroller & Auditor General of India (CAG) on the accounting treatment only with regard to classification, conformity with the best accounting practices, accounting standards and disclosure norms, etc. Audit observations on financial transactions with regard to compliance with the Law, Rules & Regulations (Propriety and Regularity) and efficiency-cum-performance aspects, etc., if any, are reported through Inspection Reports/ CAG's Audit Reports separately.

3. We have conducted our audit in accordance with auditing standards generally accepted in India. These standards require that we plan and perform the audit to obtain reasonable assurance about whether the financial statements are free from material misstatements. An audit includes examining, on a test basis, evidences supporting the amounts and disclosures in the financial statements. An audit also includes assessing the accounting principles used and significant estimates made by managements, as well as evaluating the overall presentation of financial statements. We believe that our audit provides a reasonable basis for our opinion.

4. Based on our audit, we report that:

i. We have obtained all the information and explanations, which to the best of our knowledge and belief were necessary for the purpose of our audit, except the Control Registers as mentioned under General-Sl.no.2 of this Report, which were not produced to Audit.

ii. The Balance Sheet and Income & Expenditure Account/ Receipts & Payment Account dealt with by this Report have been drawn in the Revised Format of Accounts, prescribed by Government of India, Ministry of Education, for Central Educational Institutions.

iii. In our opinion, proper books of accounts and other relevant records have been maintained by the University, in so far as it appears from our examination of such books.

iv. We further report that:

A. Balance Sheet

A.1 Application of Funds

A.1.1 Loans, Advances & Deposits

A.1.1.1 As per MoE format of accounts total of credit balances of sponsored Projects should appear on liabilities side of balance sheet (Schedule 3) and total of debit balances appear as receivables on assets side on balance sheet (Schedule 8 Loans, Advances and Deposits). However net credit balance of Rs. 1,20,93,55,736 (credit Rs. 1,34,64,47,463 – Debit Rs. 13,70,91,727) in respect of Sponsored Projects was exhibited in schedule 3 – current liabilities and provisions under sponsored projects. The credit balances of Rs. 1,34,64,47,463 pertaining to sponsored projects have to be shown in current liabilities (Schedule 3 under sponsored projects) and debit balances of Rs. 13,70,91,727 as detailed below have to be shown under schedule 8 - loans, advances and deposits. This resulted in understatement of current liabilities and loans, advances and deposits by Rs. 13.71 crore.

B. General

1. As per Schedules of GPF & NPS accounts, the university has invested an amount of Rs.8,39,00,000 in various Mutual Funds of SBI under Folio Number: 18501373. However, the cost of investment as per the statement of account of SBI as on 01.04.2021 was shown as Rs.8,36,63,705.50 and thus there was a discrepancy in the amount invested to the tune of Rs.2,36,294.50. This needs reconciliation.

2. Cheques amounting to Rs. 10,50,087 issued before 31 March 2018 were not encashed and were also not written back in the books of accounts.

C. Net effect of Audit Comments on accounts:- The net impact of audit comment given in preceding paragraph is understatement of Current Liabilities and Loans Advances and Deposits is Rs. 13.71 crore.

D. Grants in aid: Out of total grants in aid of Rs.435.11 crore¹ received during the year, UoH utilized a sum of Rs. 288.82 crore², leaving a balance of Rs. 146.29 crore as on 31 March 2021.

E. Management Letter

Deficiencies that have not been included in the Separate Audit Report have been brought to the notice of the Vice-Chancellor, University of Hyderabad, through a Management letter issued separately for remedial/corrective action.

v. Subject to our observations in the preceding paragraphs, we report that the Balance Sheet, Income & Expenditure Account and Receipts & Payment Account dealt with by this report are in agreement with the books of accounts.

vi. In our opinion and to the best of our information and according to the explanations given to us, the said financial statements read together with the Accounting Policies and Notes on Accounts and subject to the significant matters stated above and other matters mentioned in Annexure to this Audit Report give a true and fair view in conformity with accounting principles generally accepted in India:

(a) In so far as it relates to the Balance Sheet, of the state of affairs of the University of Hyderabad as at 31 March 2021; and

(b) In so far as it relates to Income & Expenditure Account of the **Deficit** for the year ended on that date.

Director General of Audit (Central)

¹ Schedule -3 (C) - Non-recurring Rs. 9,79,00,000 (UGC granted Rs. 10.00 crore under creation of assets and were released through Treasury Single Account of RBI. University could utilize Rs. 9,79,00,000 and Rs. 21,00,000 became lapsed).

Schedule -10 - Recurring Rs. 3,25,20,60,000, Schedule -2 -HRDC Rs.30,00,000 HEFA Rs.38,06,460 IOE Rs. 99,43,25,000 Total : Rs. 4,35,10,91,460

² Schedule -10 -Recurring Rs. 2,78,21,75,523, Schedule -2 -HRDC + Rs.1,16,04,758 HEFA + Rs.7,09,99,875-IOE + Rs. 2,34,03,043 = Total Rs. 2,88,81,83,199


ANNEXURE

1. **Adequacy of Internal Audit:** The Annual Action Plan of Internal Audit for the year 2021 was not drawn and hence internal audit of Schools/Departments and Non-Academic Departments including Central Facilities was not conducted for the year 2020-21
2. **Adequacy of Internal Control System:** Internal controls were adequate.
3. **System of Physical Verification of Fixed Assets:** Physical verification of Fixed assets has been conducted for the year 2020-21.
4. **System of Physical Verification of Inventory:** Physical verification of Inventory has been conducted for the year 2020-21.
5. **Regularity in Payments of Statutory Dues:** Statutory dues were paid regularly.


Chy. Saip
Prasad
DIRECTOR/CEA

Reply to the Separate Audit Report of the Comptroller and Auditor General of India on the Annual Accounts of University of Hyderabad for the year ended 31 March 2021.

Comments of the Audit	Reply
<p>We have audited the attached Balance Sheet of University of Hyderabad as on 31st March,2021,Income & Expenditure Account and Receipt & Payments Account for the year ended on that date under Section 19(2) of the Comptroller & Auditor General's (Duties, Powers & Conditions of Service) Act, 1971, read with Section 29(1) of the University of Hyderabad Act,1974. These financial statements are the responsibility of the University's Management. Our responsibility is to express an opinion on these financial statements based on our audit.</p>	<p>Factual note</p>
<p>2.This Separate Audit Report contains the comments of the Comptroller & Auditor General of India (CAG) on the accounting treatment only with regard to classification, conformity with the best accounting practices, accounting standards and disclosure norms , etc. Audit observations on financial transactions with regard to compliance with the Law, Rules & Regulations (Propriety and Regularity) and efficiency-cum performance aspects etc., if any, are reported through Inspection Reports/CAG's Audit Reports separately.</p>	<p>Factual note</p>
<p>3.We have conducted our audit in accordance with auditing standards generally accepted in India. These standards require that we plan and perform the audit to obtain reasonable assurance about whether the financial statements are free from material misstatements. An audit includes examining, on a test basis, evidences supporting the amounts and disclosures in the financial statements. An audit also includes assessing the accounting principles used and significant estimates made by managements, as well as evaluating the overall presentation of financial statements. We believe that our audit provides a reasonable basis for our opinion.</p>	<p>Factual note</p>
<p>4. Based on our audit, we report that:</p>	
<p>i. we have obtained all the information and explanations, which to the best our knowledge and belief were necessary for the purpose of our audit, except the Control Registers as mentioned under General –Sl.No.2 of this Report, which were not produced to Audit</p>	<p>All control registers maintained by the University are either in Ms-Excel sheets or in Tally ERP. All the records/information were produced to the audit team.</p>
<p>ii. The Balance Sheet and Income & Expenditure Account/Receipts & Payment Account dealt with by this Report have been drawn in the Revised Format of Accounts, prescribed by Government of India, Ministry of Education, for Central Educational Institutions</p>	<p>Factual statement</p>
<p>iii. In our Opinion, proper books of accounts and other relevant records have been maintained by the University, in so far as it appears from our examination of such books.</p>	<p>Factual statement</p>
<p>iv. We further report that:</p>	


 Finance Officer
 University of Hyderabad
 Central University P.O.
 Hyderabad - 500 046

A. Balance Sheet													
A.1 Application of Funds													
A.1.1 Loans, Advances & Deposits													
A.1.1.1. As per MoE format of accounts total of credit balances of sponsored Projects should appear on liabilities side of balance sheet (Schedule 3) and total of debit balances appear as receivables on assets side on balance sheet (Schedule 8 Loans, Advances and Deposits). However net credit balance of Rs. 1,20,93,55,736 (credit Rs. 1,34,64,47,463 – Debit Rs. 13,70,91,727) in respect of Sponsored Projects was exhibited in schedule 3 – current liabilities and provisions under sponsored projects. The credit balances of Rs. 1,34,64,47,463 pertaining to sponsored projects have to be shown in current liabilities (Schedule 3 under sponsored projects) and debit balances of Rs. 13,70,91,727 as detailed below have to be shown under schedule 8 - loans, advances and deposits. This resulted in understatement of current liabilities and loans, advances and deposits by Rs. 13.71 crore.	The Net liability towards sponsored projects was shown in the Current Liabilities under Sch.3, and a detailed break-up was also provided in the sub-schedule 3A. However, noted for future compliance.												
B. General:													
1. As per Schedules of GPF & NPS accounts, the university has invested an amount of Rs.8,39,00,000 in various Mutual Funds of SBI under Folio Number: 18501373. However, the cost investment as per the statement of account of SBI as on 01.04.2021 was shown as Rs.8,36,63,705.50 and thus there was a discrepancy in the amount invested to the tune of Rs.2,36,294.50. This needs reconciliation.	University switched out funds from One mutual fund to the other. The transactions made on 31st March 2021 were reflected in the respective mutual fund account on 5th April 2021, as the funds were in transit on 31st March 2021.												
2. Cheques amounting to Rs.10,50,087 issued before 31 March 2018 were not encashed and were also not written back in the books of accounts	Noted for future compliance												
C. Net effect of Audit Comments on accounts: - The net impact of audit comments given in preceding paragraph is understatement of Current Liabilities and Loans and Advances and Deposits is Rs.13.71	As explained to the reply to A 1.1.1, suggested disclosure is noted for future compliance.												
D. Grants in aid: Out of total grants in aid of Rs.435.11 received during the year, UOH utilised a sum of Rs.288.82 crore leaving a balance of Rs.146.29 crore as on 31-03-2021	Statement showing the grants received, Interest earned /adjustments and expenditure incurred is as follows: (Rs. In Crore)												
	<table border="1"> <thead> <tr> <th>Details</th> <th>Amt.</th> </tr> </thead> <tbody> <tr> <td>OB as on 01-04-2020</td> <td>(-)26.19 Cr</td> </tr> <tr> <td>Grants received</td> <td>437.95 Cr</td> </tr> <tr> <td>Interest earned / adjustments</td> <td>3.33 Cr</td> </tr> <tr> <td>(-)Expenditure incurred</td> <td>(-)290.03 Cr</td> </tr> <tr> <td>Closing balance as on 31.3.2021</td> <td>125.06 Cr</td> </tr> </tbody> </table>	Details	Amt.	OB as on 01-04-2020	(-)26.19 Cr	Grants received	437.95 Cr	Interest earned / adjustments	3.33 Cr	(-)Expenditure incurred	(-)290.03 Cr	Closing balance as on 31.3.2021	125.06 Cr
Details	Amt.												
OB as on 01-04-2020	(-)26.19 Cr												
Grants received	437.95 Cr												
Interest earned / adjustments	3.33 Cr												
(-)Expenditure incurred	(-)290.03 Cr												
Closing balance as on 31.3.2021	125.06 Cr												
	Grant wise detailed statement in rupees is annexed.												




Finance Officer
University of Hyderabad
Central University P.O.
Hyderabad - 500 046

<p>E. Management Letter : Deficiencies that have not been included in the Separate Audit Report have been brought to the notice of the Vice-Chancellor, University of Hyderabad, through a Management letter issued separately for remedial/corrective action.</p>	<p>Noted</p>
<p>v. Subject to our observations in the preceding paragraphs, we report that the Balance Sheet, Income & Expenditure Account and Receipts & Payment Account dealt with by this report are in agreement with books of accounts.</p>	<p>Factual statement</p>
<p>vi. In our opinion and to the best of our information and according to the explanations given to us, the said financial statements read together with the Accounting Policies and Notes on Accounts and subject to the significant matters stated above and other matters mentioned in Annexure to this Audit Report give a true and fair view in conformity with accounting principles generally accepted in India: (a) In so far as it relates to the Balance Sheet, of the state of affairs of the University of Hyderabad as at 31st March 2021; and (b) In so far as it relates to Income & Expenditure Account of the Deficit for the year ended on that date:</p>	<p>Factual statement</p>

Annexure to Separate Audit Report for the year 2020-21

<p><u>Adequacy of Internal Audit:</u> 1. The Annual Action Plan of Internal Audit for the year 2021 was not drawn and hence internal audit of Schools/Departments and Non-Academic Departments including Central Facilities was not conducted for the year 2020-21</p>	<p>The University's internal audit wing covers audit of major transactions though its pre-check/pre-audit before making the payments, instead of post audit. The observation of the Audit is noted for further strengthening and improvement of in the internal Audit system by taking up Audit of Schools/Departments and other non-Academic Departments by drawing a time bound Audit cycle.</p>
<p><u>2. Adequacy of Internal Control System:</u> Internal Controls were Adequate.</p>	<p>Factual statement</p>
<p><u>3. System of Physical Verificatin of Fixed Assets:</u> Physical verification of Fixed Assets have been conducted for the year 2020-21</p>	<p>Factual statement</p>
<p><u>4. System of Physical Verification of Inventory:</u> Physical verification of Inventory has been conducted for the year 2020-21</p>	<p>Factual statement</p>
<p><u>5. Regularity in Payments of Statutory Dues:</u> Statutory dues were paid regularly.</p>	<p>Factual statement</p>



Finance Officer(i/c)

3
Finance Officer
University of Hyderabad
Central University P.O.
Hyderabad - 500 046

University of Hyderabad

(Figures in Rupees)

Particulars	Statement showing the grants received, Interest earned /adjustments and expenditure incurred for the year 2020-2021										Previous Year 2019-20 Total
	UGC		Non Plan UGC	EWS	HRDC	IOE	HEFA	2020-21 GRAND TOTAL	₹	₹	
	Plan & Creation of Assets	Specific Schemes									
Balance C/F (C)	47331719	124607878	-646625498	7000000	-15901663	163282295	58450717	-261854552	₹	₹	397380149
Add: Receipts during the year	97900000	0	3252060000	28400000	3000000	994325000	3806460	4379491460	₹	₹	3085426500
Add: Provisions Adjustments\Transfer	0	9476236	12871930	0	0	0	0	22348166	₹	₹	-4128089
Add: Interest	1301540			0	0	9671213	1263472	12236225	₹	₹	22219744
Total	146533259	134084114	2618306432	7000000	-12901663	1167278508	63520649	4152221299	₹	₹	3500898304
Less: Refund to UGC/transfers/others/Adj	0	0	0	0	0	0	0	0	₹	₹	33335429
Balance	146533259	134084114	2618306432	7000000	-12901663	1167278508	63520649	4152221299	₹	₹	3467562875
Less: Utilized for Capital Expenditure (A)	-6523873		50310754	28400000	343472	1189883	57298500	131018736	₹	₹	324583002
Balance	153057132	134084114	2567995678	7000000	-13245135	1166088625	6222149	4021202563	₹	₹	3142979873
Less: Utilized for Revenue Expenditure (B)	0	132568	2731864769	0	11261286	22213160	3806460	2769278243	₹	₹	3394274529
Balance available	153057132	133951546	-163869091	7000000	-24506421	1143875465	2415689	1251924320	₹	₹	-251294656
Less: Interest payable to UGC	1301540	0	0	0	0	0	0	1301540	₹	₹	10559897
Balance C/F (C)	151755592	133951546	-163869091	7000000	-24506421	1143875465	2415689	1250622780	₹	₹	-261854553


Finance Officer(i/c)

Finance Officer
University of Hyderabad
Central University P.O.
Hyderabad - 500 046

BALANCE SHEET

UNIVERSITY OF HYDERABAD

BALANCE SHEET AS AT 31st MARCH, 2021

SOURCES OF FUNDS	Schedule	₹	Current Year 2020-21 ₹	₹	Previous Year 2019-20 ₹
CAPITAL FUND	1		(5,48,52,87,753)		(5,23,50,36,335)
DESIGNATED/EARMARKED/ENDOWMENT FUNDS	2		2,83,06,35,286		1,41,78,32,249
CURRENT LIABILITIES & PROVISIONS	3		12,02,00,81,529		11,86,45,79,687
TOTAL			9,36,54,29,062		8,04,73,75,601
APPLICATION OF FUNDS					
FIXED ASSETS-NET BLOCK	4				
Tangible Assets		3,63,65,61,990		3,57,88,17,183	
Intangible Assets		3,87,13,801	3,67,52,75,791	2,96,54,800	3,60,84,71,983
CAPITAL WORK IN PROGRESS	4		31,63,56,119		19,10,16,646
INVESTMENTS FROM EARMARKED/ENDOWMENT FUNDS	5				
Long term		1,70,09,13,504		93,69,40,421	
Short Term		73,96,87,290	2,51,55,97,020	5,34,877	93,74,75,298
INVESTMENTS OTHERS	6		-		-
CURRENT ASSETS	7		1,43,03,66,584		1,52,34,48,373
LOANS, ADVANCES & DEPOSITS	8		1,42,78,33,548		1,78,69,63,301
TOTAL			9,36,54,29,062		8,04,73,75,601

SIGNIFICANT ACCOUNTING POLICIES

23

NOTES ON ACCOUNTS

24

Verified

[Signature]
8/10/21 CEA-02

[Signature]
Finance Officer
University of Hyderabad
Central University P.O.
Hyderabad - 500 046.

[Signature]
Finance Officer
University of Hyderabad
Central University P.O.
Hyderabad - 500 046

INCOME AND EXPENDITURE

UNIVERSITY OF HYDERABAD

INCOME AND EXPENDITURE ACCOUNT FOR THE YEAR ENDING 31st March, 2021


Particulars	Schedule	Current Year 2020-21	Previous Year 2019-20
		₹	₹
INCOME:			
Academic Receipts	9	7,75,05,190	10,06,99,554
Grants/Subsidies	10	2,73,18,64,769	3,39,42,74,529
Grants/Subsidies- HEFA repayment of interest	10A	73,34,875	-
Income from Investments	11	-	-
Interest Earned	12	12,29,216	7,50,284
Other Income	13	1,99,85,407	2,09,84,769
Prior Period Income	14	27,83,143	48,36,180
TOTAL (a)		2,84,07,02,600	3,52,15,45,316
EXPENDITURE:			
Staff Payments and Benefits(Establishment Expenses)	15	2,48,35,53,888	3,99,38,66,554
Academic Expenses	16	6,98,54,022	9,14,57,029
Administrative and General Expenses	17	22,86,71,024	27,61,02,675
Transport Expenses	18	31,38,124	55,31,579
Repairs & Maintenance	19	4,86,08,924	5,20,91,665
Finance Costs	20	73,34,875	-
Depreciation	4	32,86,62,171	32,58,42,074
Other Expenses	21	-	-
Prior Period Expenses	22	94,15,746	2,83,93,911
TOTAL (b)		3,17,92,38,774	4,77,32,85,487
Balance being excess of income over expenditure(a-b)		(33,85,36,174)	(1,25,17,40,171)
Transferred to/from Designated fund		-	-
Building Fund		-	-
Others		-	-
Balance being surplus/(deficit) carried to Capital Fund		(33,85,36,174)	(1,25,17,40,171)


SIGNIFICANT ACCOUNTING POLICIES

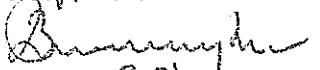
23

NOTES ON ACCOUNTS

24


Finance Officer
University of Hyderabad
Central University P.O.
Hyderabad - 500 046.


Finance Officer
University of Hyderabad
Central University P.O.
Hyderabad - 500 046

Verified.

SAO
CEA - 04

02

Schedules forming Part of Balance Sheet as at 31st March, 2021

SCHEDULE - 1 CAPITAL FUND

Particulars	Current Year 2020-21	Previous Year 2019-20
	₹	₹
Balance at the beginning of the year	(5,23,50,36,335)	(4,36,35,43,069)
Add: Contributions towards Capital Fund	(80,48,550)	-
Add: Grants from UGC to the extent utilized for capital expenditure (Plan & COA and Other Schemes)	(65,23,873)	32,45,83,002
Add: Grants from UGC to the extent utilized for capital expenditure Non-Plan	5,03,10,754	
Add: Assets Purchased out of Earmarked Funds	5,63,472	5,56,63,903
Add: Grants from UGC to the extent utilized for capital expenditure IOE	11,89,883	
Add: Grants from UGC to the extent utilized for capital expenditure HEFA		
Add: Assets Purchased out of Sponsored Projects, where ownership vests in the Institution	-	-
Add: Assets Donated/Gifts Received	-	-
Add: Other Additions/adjustments	-	-
Add: Excess of Income over Expenditure transferred from the Income & Expenditure Account	-	-
Add: Capital Grant received towards repayment of HEFA Loan For Creation of Capital Assets	6,36,65,000	-
Add/Less: Adjustment of Opening balances in rounding effect	-	
Total	(5,13,38,79,649)	(3,98,32,96,164)
Less: Adjustment of surplus of Last year in excess carried to capital fund	(1,28,71,930)	
Less: Deficit transferred from the Income & Expenditure Account	(33,85,36,174)	(1,25,17,40,171)
Balance at the year end	(5,48,52,87,753)	(5,23,50,36,335)

SCHEDULE 2 - DESIGNATED/ EARMARKED/ ENDOWMENT FUNDS

Fund wise Breakup

PARTICULARS	Univ.of Hyd. Dev. Fund (formerly Corpus)	Staff Advances/HBA Revolving Fund	CHAIRS												
			CSIR	ICOS	DAE	ILS	Ford Foundation	Pretty & Whitney	Tribal Chair Fund	Hudco Chair Fund	UNESCO Chair Fund				
A.	₹	₹	₹	₹	₹	₹	₹	₹	₹	₹	₹	₹	₹	₹	₹
a) Opening balance	1,07,29,70,603	15,68,12,890	49,37,233	59,09,521	88,38,635	3,28,49,176	1,88,47,133	1,47,38,423	33,24,022	10,77,971	6,07,385				
b) Grants Received During the year															
b) Additions during the year	5,70,21,727	85,08,033	-	-	-	-	-	-	-	-	-	-	-	-	4,05,152
c) Income from investments made of the funds	3,83,90,995	7,06,188	12,78,489	3,05,849	6,48,570	61,34,393		2,83,982	1,74,384	49,928	34,730				
d) Accrued interest on Investments/Advances	9,33,74,304	39,30,566	2,62,646	1,68,150	3,97,968	18,04,658	11,05,051	42,26,551	1,00,603	7,755	5,394				
e) Interest on Savings Bank a/c	11,07,027	2,93,366													
f) Other additions (Specify nature)															
g) Last Year Accrued Interest March 2020	(8,16,31,340)	(30,71,198)	(12,58,891)	(1,69,783)	(4,01,429)	(65,86,862)	(6,022)	(33,81,665)	(1,01,534)	(8,022)	(5,580)				
h) Grants Receivable if any															
Total (A)	1,18,12,33,316	16,71,79,845	52,19,477	62,13,737	94,83,744	3,42,01,365	1,99,46,162	1,58,67,291	34,97,475	11,27,632	10,47,081				
B.															
Utilization/Expenditure towards objectives of funds															
i) Capital Expenditure															
ii) Revenue Expenditure	2,81,24,104							14,40,000							
iii) Capital work-in progress															
iv) Refund of funds															
Total (B)	2,81,24,104							14,40,000							
Closing balance at the year end (A-B)	1,15,31,09,212	16,71,79,845	52,19,477	62,13,737	94,83,744	3,42,01,365	1,99,46,162	1,44,27,291	34,97,475	11,27,632	10,47,081				
Represented by															
out standing advances with staff(HBA)															
Cash and Bank Balances	64,09,886	2,94,540				40,09,747	4,66,798		8,96,872	3,19,877	4,85,195				
Investments	90,41,70,654	14,35,42,000	48,30,668	42,56,236	90,25,589	2,83,70,143	1,83,74,313	1,25,55,875	25,00,000	8,00,000	5,56,492				
Interest accrued but not due	9,33,74,304	39,30,566	2,62,646	1,68,150	3,97,968	18,04,658	11,05,051	42,26,551	1,00,603	7,755	5,394				
Loans & Advances/Temp. Fund transfers	14,91,54,368	1,94,12,739	1,26,163	17,89,351	60,187	16,817		(23,55,135)							
Total	1,15,31,09,212	16,71,79,845	52,19,477	62,13,737	94,83,744	3,42,01,365	1,99,46,162	1,44,27,291	34,97,475	11,27,632	10,47,081				

SCHEDULE 2 - DESIGNATED/ EARMARKED/ ENDOWMENT FUNDS										
PARTICULARS	Fund wise Breakup									
	IRDA Lecture Series Fund	Endowment Funds	Acad. Dev. Fund	Students Funds	GBSSA fund	Campus School Fund	V.C. Discretionary Fund	Hostel Crockery Fund	Donation For Construction of Guntur Seshendra Sharma Hall	IDRBT Fund
A.	₹	₹	₹	₹	₹	₹	₹	₹	₹	₹
a) Opening balance	1,27,47,322	2,07,76,884	4,28,90,116	54,08,101	13,96,304	84,15,036	6,65,150	32,30,046	2,26,341	11,63,956
b) Grants Received During the year	-	-	-	-	-	-	-	-	-	-
b) Additions during the year	-	6,10,000	19,40,403	45,25,756	1,44,932	27,09,350	1,00,000	-	-	10,00,000
c) Income from Investments made of the funds	6,84,492	9,54,647	-	-	-	-	-	-	-	-
d) Accrued Interest on Investments/Advances	1,64,874	2,62,294	-	-	-	-	-	-	-	-
e) Interest on Savings Bank a/c	-	-	-	-	-	-	-	-	-	-
f) Other additions (Specify nature)	(1,66,467)	(2,39,794)	-	-	-	-	-	-	-	-
g) Last Year Accrued Interest March 2020	-	-	-	-	-	-	-	-	-	-
h) Grants Receivable if any	-	-	-	-	-	-	-	-	-	-
Total (A)	1,34,30,221	2,23,64,031	4,48,30,519	99,33,857	15,41,236	1,11,24,386	7,65,150	32,30,046	2,26,341	21,63,956
B.										
Utilization/Expenditure towards objectives of funds										
i) Capital Expenditure						2,20,000				
ii) Revenue Expenditure	30,000	40,696	17,04,240	45,52,022	-	41,500	-	1,50,000		
iii) Capital work-in progress										
iv) Refund of funds										
Total (B)	30,000	40,696	17,04,240	45,52,022	-	41,500	-	1,50,000		
Closing balance at the year end (A-B)	1,34,00,221	2,23,23,335	4,31,26,279	53,81,835	15,41,236	1,08,62,886	7,65,150	32,30,046	76,341	21,63,956
Represented by										
out standing advances with staff(HBA)										
Cash and Bank Balances										
Investments	1,06,98,500	2,20,61,041	4,31,26,279	45,59,130	15,41,236	1,08,62,886	7,65,150	32,30,046	-	21,63,956
Interest accrued but not due	1,64,874	2,62,294	-	-	-	-	-	-	-	-
Loans & Advances/Temp. Fund transfers	25,36,847	-	-	8,22,705	-	-	-	-	76,341	-
Total	1,34,00,221	2,23,23,335	4,31,26,279	53,81,835	15,41,236	1,08,62,886	7,65,150	32,30,046	76,341	21,63,956

SCHEDULE 2 - DESIGNATED/ EARMARKED/ ENDOWMENT FUNDS

Fund wise Breakup

PARTICULARS	Plan Schemes							Total	
	IOE	HEFA grants for repayment	HRDC	REMEDIAL COACHING	WIFI	Sch. of Edn.	Sports Infra	Current Year 2020-21	Previous year 2019-20
A.									
a) Opening balance	16,32,82,295	7,11,83,717	(1,59,01,663)	1,92,500	9,27,76,000	3,12,51,693	3,87,685	1,76,10,04,475	1,38,14,48,283
b) Grants Received During the year	99,43,25,000	38,06,460	30,00,000	-	-	-	-	1,00,11,31,460	-
b) Additions during the year	-	-	-	-	-	-	-	7,69,65,353	6,21,73,714
c) Income from Investments made of the funds	74,56,017	24,15,689	-	-	-	-	-	5,95,18,353	5,54,01,470
d) Accrued Interest on Investments/Advances	1,25,82,467	3,86,313	-	-	-	-	-	11,87,79,594	9,70,28,588
e) Interest on Savings Bank a/c	22,15,196	-	-	-	-	-	-	36,15,589	11,47,623
f) Other additions (Specify nature)	-	1,27,33,000	-	-	-	94,76,236	-	2,22,09,236	6,06,669
g) Last Year Accrued Interest March 2020	-	(11,52,217)	-	-	-	-	-	(9,81,80,804)	(9,03,22,939)
h) Grants Receivable if any	-	35,28,415	2,45,06,421	-	-	-	-	2,80,34,836	-
Total (A)	1,17,98,60,975	9,29,01,377	1,16,04,758	1,92,500	9,27,76,000	4,07,27,929	3,87,685	2,97,30,78,092	1,50,74,83,368
B.									
Utilization/Expenditure towards objectives of funds									
i) Capital Expenditure	11,89,883	6,36,65,000	3,43,472	-	-	-	-	-	-
ii) Revenue Expenditure	2,22,13,160	73,34,875	1,12,61,286	1,32,568	-	-	-	6,54,18,355	5,56,63,903
iii) Capital work-in progress	-	-	-	-	-	-	-	7,70,24,451	3,39,87,216
iv) Refund of funds	-	-	-	-	-	-	-	-	-
Total (B)	2,34,03,043	7,09,99,875	1,16,04,758	1,32,568	-	-	-	14,24,42,806	8,96,51,119
Closing balance at the year end (A-B)	1,15,64,57,932	2,19,01,502	-	59,932	9,27,76,000	4,07,27,929	3,87,685	2,83,06,35,286	1,41,78,32,249
Represented by									
out standing advances with staff(HBA)									
Cash and Bank Balances	82,65,111	83,82,389	-	59,932	13,26,747	4,07,27,929	3,87,685	7,20,32,707	11,43,17,463
Investments	1,13,56,10,354	7,69,96,472	-	-	7,50,00,000	-	-	2,51,55,97,020	93,67,76,798
Interest accrued but not due	1,25,82,467	3,86,313	-	-	-	-	-	11,87,79,594	9,70,28,588
Loans & Advances/Temp. Fund transfers	-	(5,39,63,672)	-	-	1,64,49,253	-	-	12,42,25,965	26,97,09,400
Total	1,15,64,57,932	2,19,01,502	-	59,932	9,27,76,000	4,07,27,929	3,87,685	2,83,06,35,286	1,41,78,32,249

SCHEDULE 2A
ENDOWMENT FUNDS

(Amount in ₹)

1. Sl.No.	2. Name of the Endowment	Opening Balance		Additions during the year		Total		Expenditure on the object during the year	Closing Balance		Total (10+11)
		3. Endowment	4. Accumulated Interest	5. Endowment	6. Interest	7. Endowment (3+5)	8. Accumulated Interest (4+6)		9	10. Endowment	
1	List of Endowment funds- Annexure	1,04,25,650	1,03,51,234	6,10,000	9,77,147	1,10,35,650	1,13,28,381	40,696	1,10,35,650	1,12,87,685	2,23,23,335

List of Endowment Funds -Schedule 2(A)-Annexure

S.No.	Donar name	Current year 2020-21
		₹
1	Smt.P.Jyothi - Pattabhiramaiah Gold medal	5,20,000
2	Smt. Indira Devi Dhanagiri (Promotion of Deccan)	5,00,000
3	Dr. Reddanna - Animal Biology	5,00,000
4	Prof. S.N.N Pandit	5,00,000
5	Prof. K.V. Atchuta Ramaih	5,00,000
6	KS LAL-Seminar Workshop	4,00,000
7	Jindal group	3,50,000
8	Smt.Indira Devi Dhanagiri (Centre for Classical Language Telugu)	3,06,838
9	Smt.Indira Devi Dhanagiri (Seshendra Sharma Lecture in Sanskrit)	2,55,699
10	President Alekya Tech Inc USA	2,32,748
11	Smt Rani devi	2,10,000
12	Smt.Indira Devi Dhanagiri (Memorial lectures in Urdu)	2,00,000
13	Smt.Indira Devi Dhanagiri (Memorial lectures in Hindi)	2,00,000
14	Dr. CR and Bhargavi Rao	2,00,000
15	Prof. Aswhini Nanagia	2,00,000
16	Smt. V.Janaki Suseela	2,00,000
17	Dr. K. Kameswari Devi	2,00,000
18	BH Krishnamurthy	2,00,000
19	Prof K Anantha Padmanabhan	2,00,000
20	Institution of Zen Tech	2,00,000
21	Darla Abbai (Memorial Gold Medal for - M.A.- Telugu)	2,00,000
22	GLN murthy	2,00,000
23	Sri Praduyumna Kumar Ghosh	2,00,000
24	Sri Guntur Seshendra Sharma	1,66,676
25	Smt.Indira Devi Dhanagiri (Dr.Seshendra sharma lectures)	1,51,000
26	Smt.Indira Devi Dhanagiri (Language Endangerment)	1,50,000
27	Dr.sri.DK Dey and others	1,50,000
28	Sarat Komaragiri	1,31,000
29	Sri K.Narayan	1,10,381
30	Dr. Atchuta Rao	1,10,000
31	Dr. T.Suryanarayana	1,07,580
32	Prof. G.S.Agarwal	1,05,000
33	Dr.Sri Aloka Parashar sen	1,05,000
34	Dr. B. Bhujangareddy,Reader,Telugu	1,05,000
35	Dr.Narayana Raj	1,01,309
36	Prof.Sri M.V.Suryanarayana	1,00,000
37	BLS Prakasa Rao	1,00,000
38	Dr.Narayana raj	1,00,000
39	Dr Nousheba and prof syed Hasnain	1,00,000
40	Sri Kottapalli Sita Ramaiah	1,00,000
41	Prof. Radhanath Rath	1,00,000
42	Prof. Appa Rao	1,00,000
43	Late Nittala Venkata Somayajulu	1,00,000
44	Mrs.C.T. Indira	1,00,000
45	Narahari Prasad Charitable Trust	1,00,000
46	Devesh Nigam	1,00,000
47	KS LAL-Gold Medal	1,00,000
48	Prof AS Dash	1,00,000
49	Jatindra Mohan & Basantilata	1,00,000
50	Prof GC Jain	91,272

List of Endowment Funds -Schedule 2(A)-Annexure

S.No.	Donar name	Current year 2020-21
		₹
51	Sri Manas Ranjan K	83,248
52	Chanduri family - USA	77,282
53	Prof.P R K Reddy	75,000
54	State Bank of India	75,000
55	Padmasree Sri Krishna Khanna	60,000
56	M/s Jindal Aluminium Ltd	50,000
57	Vasavi Academy of Education	50,000
58	Mrs. Jamilunnisa Begum	50,000
59	IDRBT	50,000
60	Sri.V.Raghavendra Rao USA	50,000
61	IDRBT	50,000
62	Dr. Y.Aruna	38,000
63	Prof.Laxma Goud	30,000
64	Prof. K.Subba Rao	27,500
65	Smt & Sri Swarna Chanduri, USA	26,953
66	Dr.Nataraja Ramakrishna	25,000
67	State Bank of Hyderabad,Head office	25,000
68	State Bank of India	25,000
69	M/s Narola Publishing House, New Delhi	25,000
70	M/s Narora Book distributors	25,000
71	Sri G.C.Jain & Family	25,000
72	A.P. Historical Congress	25,000
73	Andhra Bank, Head office	25,000
74	Prof.Sri PRK Reddy	25,000
75	Dept of Anthropology	25,000
76	A.P. Mahesh co-operative Bank	25,000
77	Canara Bank,Masab tank branch	25,000
78	G.Rama Reddy Memorial Trust	25,000
79	Sarojini Naidu Memorial Trust	25,000
80	Dr.N V V J Swamy	21,375
81	UH Campus school	20,963
82	President of India	15,000
83	Dr. Y.Aruna	13,688
84	Sarat Komaragiri	12,080
85	Sri G.Surendar reddy,Alladi Uma, P.S.Zachrias, S.Prabha	11,001
86	UH Campus School	10,987
87	Dr.Nataraja Ramakrishna	10,000
88	Department of English	10,000
89	Jain Youth club	10,000
90	Smt. Manjula S. Gokhala	10,000
91	Sri Narayana Reddy	10,000
92	Sri C.Nageswara Rao	9,000
93	Dr. Linda Dittamar, Boston, USA	7,000
94	Dir. Instt of Health & Prof. Sri Dorothy	6,000
95	Sri John Karol	6,000
96	Sri N.V.V.S. Swamy	5,970
97	Sri G.C. Jain	5,000
98	Sri P.V.Ramana Rao	5,000
99	Prof. A.P. Pathank	5,000
100	Dr. S.R.Shenoy	5,000
101	Dr.Smt Nirmala Rita Nair	5,000
102	Sri Ravuri Bharadwaj	5,000
103	Sri Girish Agarwal	5,000
104	Dr. sri. Shiva Kumar	4,000
105	Smt. S.Prabha, Campus School	4,000
106	Sri.G.Muthu swamy	1,100
	TOTAL	1,10,35,650

SCHEDULE -3 CURRENT LIABILITIES & PROVISIONS

Particulars	Current Year 2020-21	Previous Year 2019-20
A. CURRENT LIABILITIES		
	-	-
1. Deposits from staff	-	-
2. Deposits from students	1,92,82,224	1,66,48,885
3. Sundry Creditors		
a) For Goods & Services	35,68,428	1,16,79,562
b) Others	1,07,573	1,07,573
4. Deposit - Others (including EMD, Security Deposit)	13,69,04,379	12,43,93,013
5. Statutory Liabilities (GPF, TDS, WC TAX, CPF, GIS, NPS):		
a) Overdue	-	-
b) Others	6,11,20,184	7,15,75,388
6. Other Current Liabilities		
a)Salaries	7,79,11,199	3,09,45,840
b) Pension payable	2,94,73,355	-
c)Gratuity Payable	-	-
d) Leave Encashment Payable	-	-
e)Sponsored Projects -3(A)	1,20,93,55,736	1,32,80,17,543
f)Sponsored fellowships & scholarships -3(B)	2,71,42,307	3,21,81,708
g)Grants for Cap.Assets (unspent)	15,87,55,592	41,34,05,609
h)Interest Accrued on sponsored projects/ fellowships Investments	2,04,93,022	2,63,06,827
i) Interest accrued on Deposits	98,91,325	68,35,106
j) Interest accrued on COA	10,489	2,54,126
k)Stale Cheques	73,44,044	80,73,422
L)Other Liabilities	25,70,249	11,81,229
m) Interest payable to UGC	13,01,540	1,05,59,897
n) Liabilites for Recurring Expenses	1,81,62,617	-
o) HEFA Loan	40,57,16,675	-
Total (A)	2,18,91,10,938	2,08,21,65,728
B.PROVISIONS		
1.For Taxation/ water & electricity	-	-
2.Gratuity	57,45,64,417	69,97,48,541
3.Superannuation Pension	8,59,35,21,607	8,36,56,00,511
4.Accumulated Leave Encashment	64,94,05,965	69,26,10,019
5.Trade Warranties/Claims	-	-
6.Provision for Current Liabilites-on Accrual Basis	1,34,78,602	2,44,54,888
Total (B)	9,83,09,70,591	9,78,24,13,959
Total A+B	12,02,00,81,529	11,86,45,79,687

SCHEDULE 3(A) SPONSORED PROJECTS

Sl.No.	Name of the Project	Opening Balance as on 01-04-2020		Receipts/ Recoveries during the year 2020-21	Total	Expenditure during the year 2020-21	Closing Balance as on 31-03-2021	
		CR.	DR.				CR.	DR.
1	2	3	4	5	6	7	8	9
		₹	₹	₹	₹	₹	₹	₹
1	University Grants Commission(UGC)	-	6,18,26,002	1,95,07,743	(4,23,18,259)	7,73,29,755		11,96,48,014
2	Council of Scientific and Industrial Research (CSIR)	1,00,99,520	-	18,37,009	1,19,36,529	54,13,840	65,22,689	-
3	Department of Science & Technology (DS)	1,29,72,552	-	12,47,83,257	13,77,55,809	13,94,66,097		17,10,288
4	Department of Biotechnology (DBT)	-	17,73,813	2,76,13,931	2,58,40,118	4,15,73,543		1,57,33,425
5	Other Bodies I & II	1,30,49,45,471	-	21,92,61,146	1,52,42,06,617	18,42,81,843	1,33,99,24,774	
	Total	1,32,80,17,543	6,35,99,815	39,30,03,086	1,65,74,20,814	44,80,65,078	1,34,64,47,463	13,70,91,727.00
	Total Credit Balance						1,20,93,55,736	-

SCHEDULE 3 (B) SPONSORED FELLOWSHIPS AND SCHOLARSHIPS

1	2	Opening Balance as On 01.04.2020		Transactions During the year		Closing Balance as On 31.03.2021	
		3	4	5	6	7	8
		CR.	DR.	CR.	DR.	CR.	DR.
		₹	₹	₹	₹	₹	₹
1	UGC.,CSIR ,DBT,DST & others	3,21,81,708	-	3,50,95,548	4,01,34,949	2,71,42,307	-
2	Ministry of HRD etc.,	-	-	-	-	-	-
3	Others (Specify individually)	-	-	-	-	-	-
	Total	3,21,81,708	-	3,50,95,548	4,01,34,949	2,71,42,307	-

SCHEDULE 3(C) UNUTILISED GRANTS FROM UGC, GOVERNMENT OF INDIA AND STATE GOVERNMENT

Particulars	Current Year 2020-21	Current Year 2019-20
	₹	₹
A. Plan Grants: Government of India		
HRDC		
Balance B/F	(1,59,01,663)	(1,21,29,520)
Add: Receipts during the year		1,40,00,000
Add: Provisions Adjustments/Transfer		-
Add: Interest		-
Total (a)	(1,59,01,663)	18,70,480
Less Refunds		-
Less: Utilized for Revenue Expenditure		1,76,76,398
Less: Utilized for Capital Expenditure		95,745
Less: Provisions Adjustments/Transfer to Sch 2	1,59,01,663	
Total (b)	1,59,01,663	1,77,72,143
Unutilized carried forward (a-b)	-	(1,59,01,663)
B. Plan Grants: Government of India-MHRD-HEFA Grants		
i)HEFA Grants(MHRD Contributions)		
Balance B/F	5,84,50,717	-
Add: Receipts during the year		5,72,98,500
Add: Interest		11,52,217
Total (c)	5,84,50,717	5,84,50,717
Less: Utilized for Revenue Expenditure		-
Less: Utilized for Capital Expenditure		-
Less: Provisions Adjustments/Transfer to Sch 2	5,84,50,717	
Total (d)	5,84,50,717	-
Unutilized carried forward (c-d)	-	5,84,50,717
ii)HEFA Fund(University's Contribution)		
Balance B/F	1,27,33,000	-
Add: Receipts during the year		1,27,33,000
Add: Interest		-
Total (e)	1,27,33,000	1,27,33,000
Less Refunds		-
Less: Utilized for Revenue Expenditure		-
Less: Utilized for Capital Expenditure		-
Less: Interest Payable to UGC/MHRD		-
Less: Provisions Adjustments/Transfer to Sch 2	1,27,33,000	
Total (f)	1,27,33,000	-
Unutilized carried forward (e-f)	-	1,27,33,000
C. Plan Grants: Government of India		
IOE		
Balance B/F	16,32,82,295	-
Add: Receipts during the year		16,32,25,000
Add: Interest		57,295
Total (g)	16,32,82,295	16,32,82,295

Particulars	Current Year 2020-21	Current Year 2019-20
	₹	₹
Less Refunds		-
Less: Utilized for Revenue Expenditure		-
Less: Utilized for Capital Expenditure		-
Less: Interest Payable to UGC/MHRD		-
Less: Provisions Adjustments/Transfer to Sch 2	16,32,82,295	
Total (h)	16,32,82,295	-
Unutilized carried forward (g-h)	-	16,32,82,295
D. Plan Grants: Government of India		
EWS		
Balance B/F	70,00,000	-
Add: Receipts during the year		5,83,00,000
Add: Interest		17,08,833
Total (i)	70,00,000	6,00,08,833
Less Refunds		-
Less: Utilized for Revenue Expenditure		5,13,00,000
Less: Utilized for Capital Expenditure		-
Less: Interest Payable to UGC/MHRD		17,08,833
Total (j)	-	5,30,08,833
Unutilized carried forward (i-j)	70,00,000	70,00,000
E. UGC Grants: Plan & Creation of Assets		
Balance B/F	17,19,39,597	35,87,91,720
Receipts during the year	9,79,00,000	10,00,00,000
Add: Interest	-	1,04,50,335
Total(k)	26,98,39,597	46,92,42,055
Less Refunds	-	2,49,27,118
Less: Utilized for Revenue Expenditure	-	86,40,618
Less: Utilized for Capital Expenditure	(65,23,873)	25,96,06,633
Less: Transfers/Adjustments/Rectifications		41,28,089
Less: Interest Payable to UGC/MHRD		-
Less: Provisions Adjustments/Transfer to Sch 2	12,46,07,878	
Total (l)	11,80,84,005	29,73,02,458
Unutilized carried forward (k-l)	15,17,55,592	17,19,39,597
F. UGC Grant in aid for Salary & Recurring components		
Balance B/F	(64,66,25,498)	5,07,17,949
Receipts during the year	3,25,20,60,000	2,69,26,03,000
Add: Last year Internal Receipts adjusted as grant	1,28,71,930	
Add: Interest		88,51,064
Total (m)	2,61,83,06,432	2,75,21,72,013
Less Refunds	-	84,08,311
Less: Utilized for Revenue Expenditure	2,73,18,64,769	3,31,66,57,512
Less: Utilized for Capital Expenditure	5,03,10,754	6,48,80,624

Particulars	Current Year 2020-21	Current Year 2019-20
	₹	₹
Less: Interest Payable to UGC/MHRD	-	88,51,064
Total(n)	2,78,21,75,523	3,39,87,97,511
Unutilized carried forward (m-n)	(16,38,69,091)	(64,66,25,498)
G. Grants from State Govt.		
Balance B/F	-	-
Add: Receipts during the year	-	-
Total (o)	-	-
Less: Utilized for Revenue Expenditure	-	-
Less: Utilized for Capital Expenditure	-	-
Total (p)	-	-
Unutilized carried forward (o-p)	-	-
Grand Total (A+B+C+D+E+F+G)	(51,13,499)	(24,91,21,552)

SCHEDULE 4 FIXED ASSETS

S.No.	Assets Heads	Gross Block				Depreciation Block				Net Block	
		Op Balance 01.04.2020	Additions	Transfers/ adjustments deletions	CI Balance	Dep Opening Balance 01.04.2020	Depreciation for the Year	Transfers/ adjustments	Total Depreciation 31.03.2021	31.03.2021	31.03.2020
		₹	₹	₹	₹	₹	₹	₹	₹	₹	₹
1	Land	1	-	-	1	-	-	-	-	-	1
2	Site Development	-	-	-	-	-	-	-	-	-	-
3	Buildings	2,97,95,94,641	16,05,07,459	(1,08,06,167)	3,12,92,95,933	47,17,99,133	6,25,85,918	(2,16,123)	53,41,68,928	2,59,51,27,005	2,50,77,95,508
4	Roads & Bridges	20,82,19,219	3,46,64,078	(87,51,584)	23,41,31,713	3,92,67,895	46,82,635	(1,75,032)	4,37,75,498	19,03,56,215	16,89,51,324
5	Tubewells & Water Supply	3,71,54,886	48,71,569	(7,77,270)	4,12,49,185	74,33,874	8,24,984	(15,545)	82,43,313	3,30,05,872	2,97,21,012
6	Sewerage & Drainage	8,22,76,598	4,15,718	-	8,26,92,316	21,95,698	16,53,846	-	38,49,544	7,88,42,772	8,00,80,900
7	Electrical Installation & Equipment	20,87,76,869	1,24,25,117	-	22,12,01,986	8,98,43,576	1,10,60,098	-	10,09,03,674	12,02,98,312	11,89,33,293
8	Plant & Machinery	8,74,96,709	28,14,692	-	9,03,11,401	1,79,43,050	45,15,571	-	2,24,58,621	6,78,52,780	6,95,53,660
9	Scientific & Laboratory Equipment	1,14,09,66,385	7,74,10,219	(2,02,065)	1,21,81,74,539	76,88,18,244	9,74,53,962	(16,165)	86,62,56,041	35,19,18,498	37,21,48,140
10	Office Equipment	3,50,48,649	16,78,079	-	3,67,26,728	1,06,63,288	27,54,505	-	1,34,17,793	2,33,08,935	2,43,85,361
11	Audio Visual Equipment	3,97,68,483	1,19,81,761	(1,120)	5,17,49,124	67,86,962	38,81,184	(84)	1,06,68,052	4,10,81,062	3,29,81,521
12	Computers & Peripherals	33,59,57,904	2,26,81,697	-	35,86,39,601	31,00,89,538	2,82,16,022	-	33,83,05,560	2,03,34,041	2,58,68,366
13	Furniture, Fixtures & Fittings	42,20,71,194	1,20,32,807	(22,184)	43,40,81,817	30,67,77,431	3,25,56,136	(1,664)	33,93,31,903	9,47,49,914	11,52,93,763
14	Vehicles	2,17,05,608	29,00,990	-	2,46,06,598	1,80,86,392	7,82,482	-	1,88,68,874	57,37,724	36,19,216
15	Lib.Books & Scientific Journals	38,59,57,779	66,97,776	-	39,26,55,555	36,44,19,394	2,15,30,800	-	38,59,50,194	67,05,361	2,15,38,385
16	Small Value Assets	35,98,404	3,94,906	-	39,93,310	35,98,404	3,94,906	-	39,93,310	-	-
17	Gifted Assets	4,19,674	-	-	4,19,674	-	-	-	-	4,19,674	4,19,674
18	Sports Equipment	97,03,292	26,500	-	97,29,792	21,76,233	7,29,735	-	29,05,968	68,23,824	75,27,059
	Total (A)	5,99,87,16,295	35,15,03,368	(2,05,60,390)	6,32,96,59,273	2,41,98,99,112	27,36,22,784	(4,24,613)	2,69,30,97,283	3,63,65,61,990	3,57,88,17,183
S.No.	Intangible Assets	Op Balance 01.04.2020	Additions	Transfers/ adjustments	CI Balance	Dep Opening Balance 01.04.2020	Amortization for the year	Transfers/ adjustments	Total Amortization / Adjustments	31.03.2021	31.03.2020
1	Computer Software	2,44,89,387	45,02,295	-	2,89,91,682	2,35,27,089	27,63,216	-	2,62,90,305	27,01,377	9,62,298
2	E-Journals	25,76,88,744	6,00,20,706	-	31,77,09,450	22,89,96,242	5,27,00,784	-	28,16,97,026	3,60,12,424	2,86,92,502
3	Patents	-	-	-	-	-	-	-	-	-	-
	Total (B)	28,21,78,131	6,45,23,001	-	34,67,01,132	25,25,23,331	5,54,64,000	-	30,79,87,331	3,87,13,801	2,96,54,800
	Total (A+B)	6,28,08,94,426	41,60,26,369	(2,05,60,390)	6,67,63,60,405	2,67,24,22,443	32,90,86,784	(4,24,613)	3,00,10,84,614	3,67,52,75,791	3,60,84,71,983
1	Capital Works in Progress(C)	19,10,16,646	35,83,20,681	(23,29,81,208)	31,63,56,119	-	-	-	-	31,63,56,119	19,10,16,646
	Grand Total (A+B+C)	6,47,19,11,072	77,43,47,050	(25,35,41,598)	6,99,27,16,524	2,67,24,22,443	32,90,86,784	(4,24,613)	3,00,10,84,614	3,99,16,31,910	3,79,94,88,629

SCHEDULE 4A PLAN / CREATION OF ASSETS

S.No.	Assets Hends	Gross Block				Depreciation for the Year 2020-2021				Net Block	
		Op Balance 01.04.2020	Additions	Transfers/ adjustments	CI Balance	Dep Opening Balance 01.04.2020	Depreciation for the Year	Transfers/ adjustments	Total Depreciation	31.03.2021	31.03.2020
		₹	₹	₹	₹	₹	₹	₹	₹	₹	₹
1	Land	1	-	-	1	-	-	-	-	1	-
2	Site Development	-	-	-	-	-	-	-	-	-	-
3	Buildings	2,91,50,53,583	15,62,81,240.00	(27,57,617)	3,06,85,77,206	47,01,32,511	6,13,71,544	(55,152)	53,14,48,903	2,53,71,28,303	2,44,49,21,072
4	Roads & Bridges	20,71,11,022	3,46,04,078.00	(87,51,584)	23,30,23,516	3,91,90,112	46,60,471	(1,75,032)	4,36,75,551	18,93,47,965	16,79,20,910
5	Tubewells & water Supply	3,28,11,151	20,96,447.00	(7,77,270)	3,41,30,328	71,59,686	6,82,607	(15,545)	78,26,748	2,63,03,580	2,56,51,465
6	Sewerage & Drainage	8,22,76,598	4,15,718.00	-	8,26,92,316	21,95,698	16,53,846	-	38,49,544	7,88,42,772	8,00,80,900
7	Electrical Installation & Equipment	17,10,42,064	56,39,589.00	-	17,66,81,653	8,40,87,448	88,34,082	-	9,29,21,530	8,37,60,123	8,69,54,616
8	Plant & Machinery	8,42,88,463	24,91,290.00	-	8,67,79,753	1,74,33,123	43,38,988	-	2,17,72,111	6,50,07,642	6,88,55,340
9	Scientific & Laboratory Equipment	1,12,64,47,918	7,56,40,167.00	(2,02,065)	1,20,18,86,020	76,52,43,586	9,61,30,881	(16,165)	86,13,78,302	34,05,07,718	36,12,04,331
10	Office Equipment	2,85,60,260	13,23,904.00	-	2,98,84,164	86,00,575	22,41,313	-	1,08,41,888	1,90,42,276	1,99,59,685
11	Audio Visual Equipment	3,53,30,386	1,17,93,918.00	(1,120)	4,71,23,184	57,94,213	35,34,239	(84)	93,28,368	3,77,94,816	2,95,36,173
12	Computers & Peripherals	31,91,61,054	2,04,37,629.00	-	33,95,98,683	29,88,40,742	2,44,07,838	-	32,32,48,580	1,63,50,103	2,03,20,312
13	Furniture, Fixtures & Fittings	40,21,29,906	1,01,81,589.00	(22,184)	41,22,89,311	30,35,93,645	3,09,21,698	(1,664)	33,45,13,679	7,77,75,632	9,85,36,261
14	Vehicles	1,67,81,780	28,91,000.00	-	1,96,72,780	1,67,81,780	2,89,100	-	1,70,70,880	26,01,900	-
15	Lib Books & Scientific Journals	38,48,79,844	66,77,692.00	-	39,15,57,536	36,41,26,614	2,14,20,999	-	38,55,47,613	60,09,923	2,07,53,230
16	Small Value Assets	1,386	-	-	1,386	-	-	-	1,386	-	-
17	Gifted Assets	-	-	-	-	-	-	-	-	-	-
18	Sports Equipment	95,89,090	-	-	95,89,090	21,57,546	7,19,182	-	28,76,728	67,12,362	74,31,544
	Total (A)	5,81,54,64,506	33,05,34,261	(1,25,11,840)	6,13,34,86,927	2,38,53,38,665	26,12,26,788	(2,63,642)	2,64,63,01,811	3,48,71,85,116	3,43,01,25,840
S.No.	Intangible Assets	Op Balance 01.04.2020	Additions	Transfers/ adjustments	CI Balance	Dep Opening Balance 01.04.2020	Amortization for the year	Deductions/ Adjustments	Total Amortization / Adjustments	31.03.2021	31.03.2020
1	Computer Software	1,95,15,390	11,00,084.00	-	2,06,15,474	1,87,69,140	11,86,284	-	1,99,55,424	6,60,050	7,46,250
2	E-Journals	14,32,38,347	3,23,27,915.00	-	17,55,66,262	13,69,20,210	1,92,49,303	-	15,61,69,513	1,93,96,749	63,18,137
3	Patents	-	-	-	-	-	-	-	-	-	-
	Total (B)	16,27,53,737	3,34,27,999	-	19,61,81,736	15,56,89,350	2,04,35,587	-	17,61,24,937	2,00,56,799	70,64,387
	Total (A+B)	5,97,82,18,243	36,39,62,260	(1,25,11,840)	6,32,96,68,663	2,54,10,28,015	28,16,62,375	(2,63,642)	2,82,24,26,748	3,50,72,41,915	3,43,71,90,227
1	Capital Works in Progress(C)	18,93,97,861	12,58,81,247	(22,89,74,989)	8,63,04,119	-	-	-	-	8,63,04,119	18,93,97,861
	Grand Total (A+B+C)	6,16,76,16,104	48,98,43,507	(24,14,86,829)	6,41,59,72,782	2,54,10,28,015	28,16,62,375	(2,63,642)	2,82,24,26,748	3,59,35,46,034	3,62,65,88,088

SCHEDULE 4B NON - PLAN / RECURRING GRANT

S.No.	Assets Heads	Gross Block				Depreciation Block				Net Block	
		Op Balance 01.04.2020	Additions	Transfers/ adjustments	CI Balance	Dep Opening Balance 01.04.2020	Depreciation for the Year	Transfer s/ adjustm ents	Total Depreciation 31.03.2021	31.03.2021	31.03.2020
		₹	₹	₹	₹	₹	₹	₹	₹	₹	₹
1	Land	-	-	-	-	-	-	-	-	-	-
2	Site Development	-	-	-	-	-	-	-	-	-	-
3	Buildings	37,91,049	40,06,219	-	77,97,268	84,243	1,55,945	-	2,40,188	75,57,080	37,06,806
4	Roads & Bridges	11,08,197	-	-	11,08,197	77,783	22,164	-	99,947	10,08,250	10,30,414
5	Tubewells & water Supply	38,90,901	27,75,122	-	66,66,023	2,56,074	1,33,320	-	3,89,394	62,76,629	36,34,827
6	Sewerage & Drainage	-	-	-	-	-	-	-	-	-	-
7	Electrical Installation & Equipment	3,40,61,786	66,24,428	-	4,06,86,214	53,39,894	20,34,310	-	73,74,204	3,33,12,010	2,87,21,892
8	Plant & Machinery	31,59,236	3,23,402	-	34,82,638	5,02,574	1,74,132	-	6,76,706	28,05,932	26,56,662
9	Scientific & Laboratory Equipment	94,00,799	10,46,306	-	1,04,47,105	26,16,440	8,35,768	-	34,52,208	69,94,897	67,84,359
10	Office Equipment	58,55,068	3,54,175	-	62,09,243	18,62,295	4,65,693	-	23,27,988	38,81,255	39,92,773
11	Audio Visual Equipment	18,48,373	1,87,843	-	20,36,216	4,30,102	1,52,716	-	5,82,818	14,53,398	14,18,271
12	Computers & Peripherals	1,09,51,782	17,07,459	-	1,26,59,241	82,76,051	25,31,848	-	1,08,07,899	18,51,342	26,75,731
13	Furniture, Fixtures & Fittings	97,12,283	17,47,690	-	1,14,59,973	16,82,320	8,59,498	-	25,41,818	89,18,155	80,29,963
14	Vehicles	1,73,600	9,990	-	1,83,590	18,920	18,359	-	37,279	1,46,311	1,54,680
15	Lib. Books & Scientific Journals	4,42,431	11,712	-	4,54,143	1,13,452	45,414	-	1,58,866	2,95,277	3,28,979
16	Small Value Assets	35,97,018	3,94,906	-	39,91,924	35,97,018	3,94,906	-	39,91,924	-	-
17	Gifted Items	-	-	-	-	-	-	-	-	-	-
18	Sports Equipment	48,682	26,500	-	75,182	13,773	5,639	-	19,412	55,770	34,909
	Total (A)	8,80,41,205	1,92,15,752	-	10,72,56,957	2,48,70,939	78,29,712	-	3,27,00,651	7,45,56,306	6,31,70,266
S.No.	Intangible Assets	Op Balance 01.04.2020	Additions	Transfers/ adjustments	CI Balance	Dep Opening Balance 01.04.2020	Amortization for the year	Deduction s/ Adjustm ents	Total Amortization / Adjustments	31.03.2021	31.03.2020
1	Computer Software	38,48,306	34,02,211	-	72,50,517	36,32,259	15,76,931	-	52,09,190	20,41,327	2,16,047
2	E-Journals	11,44,50,397	2,76,92,791	-	14,21,43,188	9,20,76,032	3,34,51,481	-	12,55,27,513	1,66,15,675	2,23,74,365
3	Patents	-	-	-	-	-	-	-	-	-	-
	Total (B)	11,82,98,703	3,10,95,002	-	14,93,93,705	9,57,08,291	3,50,28,412	-	13,07,36,703	1,86,57,002	2,25,90,412
	Total (A+B)	20,63,39,908	5,03,10,754	-	25,66,50,662	12,05,79,230	4,28,58,124	-	16,34,37,354	9,32,13,308	8,57,60,678
1	Capital Work in Progress(C)	16,18,785	23,87,434	(40,06,219)	-	-	-	-	-	-	16,18,785
	Grand Total (A+B+C)	20,79,58,693	5,26,98,188	(40,06,219)	25,66,50,662	12,05,79,230	4,28,58,124	-	16,34,37,354	9,32,13,308	8,73,79,463

SCHEDULE 4 (C) - INTANGIBLE ASSETS

Sl. No.	Asset Heads	Gross Block			Depreciation Block			Net Block			
		Op Balanc 01.04.2020	Additions	Transfers/ adjustments	CI Balance	Dep Opening Balance	Amortization for the year	Transfers/ adjustments	Total Amortization / Adjustments	31.03.2021	31.03.2020
1	Computer Software	₹ 2,44,89,387	₹ 45,02,295	₹ -	₹ 2,89,91,682	₹ 2,35,27,090	₹ 27,63,216	₹ -	₹ 2,62,90,306	₹ 27,01,376	₹ 9,62,297
2	E-Journals	₹ 25,76,88,744	₹ 6,00,20,706	₹ -	₹ 31,77,09,450	₹ 22,89,96,242	₹ 5,27,00,784	₹ -	₹ 28,16,97,026	₹ 3,60,12,424	₹ 2,86,92,502
3	Patents	-	-	-	-	-	-	-	-	-	-
	Total (B)	₹ 28,21,78,131	₹ 6,45,23,001	₹ -	₹ 34,67,01,132	₹ 25,25,23,332	₹ 5,54,64,000	₹ -	₹ 30,79,87,332	₹ 3,87,13,800	₹ 2,96,54,799

SCHEDULE 4(C) (i) PATENTS AND COPYRIGHTS

Particulars	Op.Balance	Addition	Gross	Amortization	Net Block 31.03.2021	Net Block 31.03.2020
	₹	₹	₹	₹	₹	₹
A. Patents Granted						
1. Balance as on 31.03.19 of Patents obtained in 2018-19 (Original Value - Rs. _____ /-)						
2. Balance as on 31.03.20 of Patents obtained in 2019-20 (Original Value - Rs. _____ /-)						
3. Balance as on 31.03.21 of Patents obtained in 2020-21 (Original Value - Rs. _____ /-)			NIL			
4. Patents granted during the Current Year						
Total						
Particulars	Op.Balance	Addition	Gross	Patents Granted/Rejected	Net Block 31.03.2021	Net Block 31.03.2020
B. Patents Pending in respect of Patents applied for						
1. Expenditure incurred during 2018-19						
2. Expenditure incurred during 2019-20			NIL			
3. Expenditure incurred during 2020-21						
Total						
C.Grand Total (A+B)						

SCHEDULE 4D OTHERS FIXED ASSETS

Sl.No.	Assets Heads	Gross Block				Depreciation Block				Net Block	
		Op Balance 01.04.2020	Additions	Transfers/ adjustments	Cl Balance	Dep Opening Balance 01.04.2020	Depreciation for the Year	Transfers/ adjustments	Total Depreciation	31.03.2021	31.03.2020
		₹	₹	₹	₹	₹	₹	₹	₹	₹	₹
1	Land	-	-	-	-	-	-	-	-	-	-
2	Site Development	-	-	-	-	-	-	-	-	-	-
3	Buildings	6,07,50,009	2,20,000	(80,48,550)	5,29,21,459	15,82,379	10,58,429	(1,60,971)	24,79,837	5,04,41,622	5,91,67,630.00
4	Roads & Bridges	-	-	-	4,52,834	18,114	9,057	-	27,171	4,25,663	4,34,720.00
5	Tubewells & water Supply	4,52,834	-	-	-	-	-	-	-	-	-
6	Sewerage & Drainage	-	-	-	-	-	-	-	-	-	-
7	Electrical Installation & Equipment	36,73,019	1,61,100	-	38,34,119	4,16,234	1,91,706	-	6,07,940	32,26,179	32,56,785.00
8	Plant & Machinery	49,010	-	-	49,010	7,353	2,451	-	9,804	39,206	41,658.00
9	Scientific & Laboratory Equipment	51,17,668	-	-	51,17,668	9,58,218	4,09,413	-	13,67,631	37,50,037	41,59,450.00
10	Office Equipment	6,33,321	-	-	6,33,321	2,00,418	47,499	-	2,47,917	3,85,404	4,32,903.00
11	Audio Visual Equipment	25,89,724	-	-	25,89,724	5,62,647	1,94,229	-	7,56,876	18,32,848	20,27,077.00
12	Computers & Peripherals	58,45,068	1,74,000	-	60,19,068	29,72,745	12,03,814	-	41,76,559	18,42,509	28,72,323.00
13	Furniture, Fixtures & Fittings	1,02,29,005	-	-	1,02,29,005	15,01,466	7,67,175	-	22,68,641	79,60,364	87,27,539.00
14	Vehicles	47,50,228	-	-	47,50,228	12,85,692	4,75,023	-	17,60,715	29,89,513	34,64,536.00
15	Lib. Books & Scientific Journals	6,35,504	8,372	-	6,43,876	1,79,328	64,387	-	2,43,715	4,00,161	4,56,176.00
16	Small Value Assets	-	-	-	-	-	-	-	-	-	-
17	Gifted Items	4,19,674	-	-	4,19,674	-	-	-	-	4,19,674	4,19,674.00
18	Sports Equipments	65,520	-	-	65,520	4,914	4,914	-	9,828	55,692	60,606.00
	Total (A)	9,52,10,584	5,63,472	(80,48,550)	8,77,25,506	96,89,508	44,28,097	(1,60,971)	1,39,56,634	7,37,68,872	8,55,21,077
S.No.	Intangible Assets	Op Balance 01.04.2020	Additions	Transfers/ adjustments	Cl Balance	Dep Opening Balance 01.04.2020	Amortization for the year	Deductions/ Adjustments	Total Amortization / Adjustments	31.03.2021	31.03.2020
1	Computer Software	11,25,691	-	-	11,25,691	11,25,690	1	-	11,25,691	-	1.00
2	E-Journals	-	-	-	-	-	-	-	-	-	-
3	Patents	-	-	-	-	-	-	-	-	-	-
	Total (B)	11,25,691	-	-	11,25,691	11,25,690	1	-	11,25,691	-	1.00
	Total (A+B)	9,63,36,275	5,63,472		8,88,51,197	1,08,15,198	44,28,098	(1,60,971)	1,50,82,325	7,37,68,872	8,55,21,078
1	Capital Work in Progress (C)	-	-	-	-	-	-	-	-	-	-
	Grand Total (A+B+C)	9,63,36,275	5,63,472	-	8,88,51,197	1,08,15,198	44,28,098	(1,60,971)	1,50,82,325	7,37,68,872	8,55,21,078

SCHEDULE 4E IOE FIXED ASSETS

Sl.No.	Assets Heads	Gross Block				Depreciation Block				Net Block	
		Op Balance 01.04.2020	Additions	Transfers/ adjustments	CI Balance	Dep Opening Balance 01.04.2020	Depreciation for the Year	Transfers/ adjustments	Total Depreciation	31.03.2021	31.03.2020
		₹	₹	₹	₹	₹	₹	₹	₹	₹	₹
1	Land	-	-	-	-	-	-	-	-	-	-
2	Site Development	-	-	-	-	-	-	-	-	-	-
3	Buildings	-	-	-	-	-	-	-	-	-	-
4	Roads & Bridges	-	-	-	-	-	-	-	-	-	-
5	Tubewells & water supply	-	-	-	-	-	-	-	-	-	-
6	Sewerage & Drainage	-	-	-	-	-	-	-	-	-	-
7	Electrical Installation & Equipment	-	-	-	-	-	-	-	-	-	-
8	Plant & Machinery	-	-	-	-	-	-	-	-	-	-
9	Scientific & Laboratory Equipment	-	7,23,746	-	7,23,746	-	57,900	-	57,900	6,65,846	-
10	Office Equipment	-	-	-	-	-	-	-	-	-	-
11	Audio Visual Equipment	-	-	-	-	-	-	-	-	-	-
12	Computers & Peripherals	-	3,62,609	-	3,62,609	-	72,522	-	72,522	2,90,087	-
13	Furniture, Fixtures & Fittings	-	1,03,528	-	1,03,528	-	7,765	-	7,765	95,763	-
14	Vehicles	-	-	-	-	-	-	-	-	-	-
15	Lib. Books & Scientific Journals	-	-	-	-	-	-	-	-	-	-
16	Small Value Assets	-	-	-	-	-	-	-	-	-	-
17	Gifted Items	-	-	-	-	-	-	-	-	-	-
18	Sports Equipments	-	-	-	-	-	-	-	-	-	-
	Total (A)	-	11,89,883	-	11,89,883	-	1,38,187	-	1,38,187	10,51,696	-
S.No.	Intangible Assets	Op Balance 01.04.2020	Additions	Transfers/ adjustment s	CI Balance	Dep Opening Balance 01.04.2020	Amortization for the year	Deductions/ Adjustments	Total Amortization / Adjustments	31.03.2021	31.03.2020
1	Computer Software	-	-	-	-	-	-	-	-	-	-
2	E-Journals	-	-	-	-	-	-	-	-	-	-
3	Patents	-	-	-	-	-	-	-	-	-	-
	Total (B)	-	-	-	-	-	-	-	-	-	-
	Total (A+B)	-	11,89,883	-	11,89,883	-	1,38,187	-	1,38,187	10,51,696	-
1	Capital Work in Progress (C)	-	-	-	-	-	-	-	-	-	-
	Grand Total (A+B+C)	-	11,89,883	-	11,89,883	-	1,38,187	-	1,38,187	10,51,696	-

SCHEDULE 4F HEFA FIXED ASSETS

Sl.No.	Assets Heads	Gross Block				Depreciation Block				Net Block	
		Op Balance 01.04.2020	Additions	Transfers/ adjustments	Cl Balance	Dep Opening Balance 01.04.2020	Depreciation for the Year	Transfers/ adjustments	Total Depreciation	31.03.2021	31.03.2020
		₹	₹	₹	₹	₹	₹	₹	₹	₹	₹
1	Land	-	-	-	-	-	-	-	-	-	-
2	Site Development	-	-	-	-	-	-	-	-	-	-
3	Buildings	-	-	-	-	-	-	-	-	-	-
4	Roads & Bridges	-	-	-	-	-	-	-	-	-	-
5	Tubewells & water Supply	-	-	-	-	-	-	-	-	-	-
6	Sewerage & Drainage	-	-	-	-	-	-	-	-	-	-
7	Electrical Installation & Equipment	-	-	-	-	-	-	-	-	-	-
8	Plant & Machinery	-	-	-	-	-	-	-	-	-	-
9	Scientific & Laboratory Equipment	-	-	-	-	-	-	-	-	-	-
10	Office Equipment	-	-	-	-	-	-	-	-	-	-
11	Audio Visual Equipment	-	-	-	-	-	-	-	-	-	-
12	Computers & Peripherals	-	-	-	-	-	-	-	-	-	-
13	Furniture, Fixtures & Fittings	-	-	-	-	-	-	-	-	-	-
14	Vehicles	-	-	-	-	-	-	-	-	-	-
15	Lib.Books & Scientific Journals	-	-	-	-	-	-	-	-	-	-
16	Small Value Assets	-	-	-	-	-	-	-	-	-	-
17	Gifted Items	-	-	-	-	-	-	-	-	-	-
18	Sports Equipments	-	-	-	-	-	-	-	-	-	-
	Total (A)	-	-	-	-	-	-	-	-	-	-
S.No.	Intangible Assets	Op Balance 01.04.2020	Additions	Transfers/ adjustments	Cl Balance	Dep Opening Balance 01.04.2020	Amortization for the year	Deductions/ Adjustments	Total Amortization / Adjustments	31.03.2021	31.03.2020
1	Computer Software	-	-	-	-	-	-	-	-	-	-
2	E-Journals	-	-	-	-	-	-	-	-	-	-
3	Patents	-	-	-	-	-	-	-	-	-	-
	Total (B)	-	-	-	-	-	-	-	-	-	-
	Total (A+B)	-	-	-	-	-	-	-	-	-	-
1	Capital Work in Progress (C)	-	23,00,52,000	-	23,00,52,000	-	-	-	-	23,00,52,000	-
	Grand Total (A+B+C)	-	23,00,52,000	-	23,00,52,000	-	-	-	-	23,00,52,000	-

SCHEDULE 5: INVESTMENTS FROM EARMARKED/ENDOWMENT FUNDS

	Current Year 2020-21	Previous Year 2019-20
	₹	₹
1. In Central Government Securities	-	-
2. In State Government Securities	-	-
3. Other approved Securities	-	-
4. Shares	-	-
5. Debentures and Bonds	-	-
6. Term Deposits with Banks	2,51,55,97,020	93,74,75,298
7. Others (to be specified)	-	-
Total	2,51,55,97,020	93,74,75,298

SCHEDULE 5 (A) INVESTMENTS FROM EARMARKED/ENDOWMENT FUNDS (FUND WISE)

Sl.No.	Funds			Current Year	Previous Year
		₹	₹	2020-21	2019-20
		Long Term	Short Term	₹	₹
1	University Development Fund Investments (formerly Corpus Fund)	90,41,70,654		90,41,70,654	79,85,69,098
2	Staff Advances/HBA-Revolving Fund Investments	14,35,42,000		14,35,42,000	4,17,37,000
3	CSIR- Chair Fund Investments	48,30,668	-	48,30,668	35,52,179
4	ICOS -Chair Fund Investments	42,56,236	-	42,56,236	42,56,236
5	DAE -Chair Fund Investment	90,25,589	-	90,25,589	90,25,589
6	ILS -Chair Fund Investments	2,83,70,143		2,83,70,143	2,22,35,750
7	Ford Foundation -Chair Fund Investments	1,83,74,313		1,83,74,313	1,83,74,313
8	Pratty & Whitney -Chair Fund Investments	1,00,07,425	25,48,450	1,25,55,875	1,24,66,643
9	Endowment Fund Investments	1,33,13,498		1,33,13,498	1,27,03,498
10	IRDA Fund Investments	1,06,98,500		1,06,98,500	1,06,98,500
11	Tribal Chair Fund Investments	25,00,000		25,00,000	25,00,000
12	Hudco Fund Investments	8,00,000		8,00,000	8,00,000
13	UNESCO Fund Investments	5,56,492		5,56,492	5,56,492
14	IOE Fund Investments	47,54,67,986	66,01,42,368	1,13,56,10,354	-
15	Grants for Repayment of HEFA loan-Investments (including Temp. Loan from Corpus)	-	7,69,96,472	7,69,96,472	-
16	Investments Others-Plan schemes	7,50,00,000		7,50,00,000	-
17	Investments Others-Deposits	7,49,96,226		7,49,96,226	-
	Total	1,77,59,09,730	73,96,87,290	2,51,55,97,020	93,74,75,298

SCHEDULE 6 - INVESTMENTS - OTHERS

	Current Year 2020-21	Previous Year 2019-20
	₹	₹
1. In Central Government Securities	-	-
2. In State Government Securities	-	-
3. Other approved Securities	-	-
4. Shares	-	-
5. Debentures and Bonds	-	-
6. Term Deposits with Banks	-	-
7. Others (to be specified)	-	-
Total	-	-

SCHEDULE 7 -CURRENT ASSETS

	Current Year 2020-21	Previous Year 2019-20
	₹	₹
1. Stock:		
a) Stores and Spares	-	-
b) Loose Tools	-	-
c) Publications	-	-
d) Laboratory chemicles, consumables and glass ware	-	-
e) Building Material	-	-
f) Electrical Material	-	-
g) Stationery	-	-
h) Water supply Material	-	-
i) Others-Silver & Gold for Medals	8,360	14,056
2.Sundry Debtors:	-	-
a) Debts Outstanding for a period exceeding six months	-	-
b) Others	-	-
3. Cash and Bank Balances:	-	-
a) With Scheduled Banks:	-	-
- In Current Accounts	-	-
- In Term Deposit Accounts	81,46,08,560	1,02,89,17,537
- In Savings Accounts	61,49,97,808	49,45,16,780
- Franking Machine	-	-
- Cash on Hand	-	-
b) With Non-Scheduled Banks:	-	-
- In term deposit Accounts	-	-
- In Savings Accounts	-	-
4. License Fee Receivable From Quarters/Shops	7,51,856	-
5. Post Office Savings Accounts	-	-
Total	1,43,03,66,584	1,52,34,48,373

Annexure To Schedule 7: Cash & Bank Balances with Scheduled Banks

Sl. No.	Account No.	Name of the Bank	Balance as on 31-03-2021	Balance as on 31-03-2020
A	Savings Bank Accounts		₹	₹
I	Part I Maintenance/Internal Receipts			
1	37810011006712(Andhrabank)	Andhra Bank, Gachibowli	-	3,10,953
2	10222816319(Challans)	SBI, Campus Branch	8,27,351	2,06,52,496
3	10222816625(Maintenance)	SBI, Campus Branch	19,84,88,632	12,10,98,385
4	37962389497(Recurring)	SBI, Campus Branch	2,57,06,409	1,83,52,519
5	10222816308(CampusSchool)	SBI, Campus Branch	-	71,34,370
6	50100202312990(HDFC) (UoHFeescollections-Gateway)	Silicon Valley Layout, Madhapur	14,636	34,46,057
7	180401001006(FeeCollection)	ICICI	97,63,399	11,92,131
8	39410975268 (Other Receipts)	SBI, Campus Branch	8,65,118	-
9	39410974752 (Other Payments)	SBI, Campus Branch	73,13,473	-
10	10671301093	Reserve Bank of India	-	-
	Total I		24,29,79,018	17,21,86,911
II	Part II Creation of Assets & Plan			
10	10222816513 (Development)	SBI, Campus Branch	6,57,56,653	2,07,98,003
11	37242909131 (Creation of Assets)	SBI, Campus Branch	7,33,27,770	4,29,02,885
	Total II		13,90,84,423	6,37,00,888
III	Part III Sponsered Projects & Others			
12	10222816240 (Centralized overheads)	SBI, Campus Branch	40,61,886	12,03,298
13	10222816262 (UGC Schemes)	SBI, Campus Branch	6,46,89,707	3,10,02,338
14	10222816239 – M.Sc., DBT Fellowship	SBI, Campus Branch	70,16,165	45,09,916
15	10222816353(Fellowships)	SBI, Campus Branch	1,73,45,815	1,46,47,707
16	10222816320(UGC funds)	SBI, Campus Branch	-	78,95,253
17	10222816397(Distance Education)	SBI, Campus Branch	30,20,972	49,99,769
18	10222816794 (UPE)	SBI, Campus Branch	1,89,88,284	1,96,68,406
19	30007634981 (ACRHEM)	SBI, Campus Branch	68,88,823	44,55,368
20	10187980570 (ILOC)	SBI, Main Branch	2,86,04,433	2,75,65,089
21	3000 7635102 (SIP)	SBI, Campus Branch	13,42,976	8,02,893
22	3034 0696426 (Technology Business Incubator)	SBI, Campus Branch	-	4,544
23	38625630567 (SERB Projects)	SBI, Campus Branch	4,07,84,821	1,93,24,189
24	30436862998(Overheads)	SBI, Campus Branch	52,99,997	34,67,808
25	37150416300 (UoH Bionest)	SBI, Campus Branch	-	12,82,866
26	180401001618 ICSSR Projects	SBI, Campus Branch	24,25,525	10,80,993
27	180401001617 ICSSR Fellowships	SBI, Campus Branch	7,87,285	14,95,435
28	180401001855 (Other Charges)	ICICI Financial Dist.	17,63,918	-
	Total III		20,30,20,605	14,34,05,872
IV	Part IV Debts, Deposits & Advances			
29	10222816251(HBA/Staff Advances)	SBI, Campus Branch	2,94,540	69,54,937
30	10222816273(Deposits)	SBI, Campus Branch	16,44,613	53,61,620
31	3043 6863822 (Corpus Fund)	SBI, Campus Branch	64,09,886	2,81,10,520
32	37126606867 (FO's Deposits)	SBI, Campus Branch	3,83,348	14,63,023
33	39410974071 (Other Deposits)	SBI, Campus Branch	45,33,876	-
34	39173070798 (Institute of Eminance)	SBI, Campus Branch	82,65,112	82,82,296
	Total IV		2,15,31,373	5,01,72,396
	Total Savings Bank Accounts (I+II+III+IV)			
B	Current Accounts			
35	0606201022244 Escrow (HEFA)	Canara Bank , Abid Branch	6,64,970	6,36,65,000
36	0606201022243 Escrow (HEFA)	Canara Bank , Abid Branch	-	-
37	38623270093 Escrow (HEFA)	SBI, Campus Branch	12,39,072	12,39,721
38	38623311418 Escrow (HEFA)	SBI, Campus Branch	64,78,346	1,45,995
	Total Current		83,82,389	6,50,50,716
	TOTAL (A+B)		61,49,97,808	49,45,16,783
	Term Deposits with Scheduled Banks		81,46,08,560	1,02,89,17,537

SCHEDULE 8 -LOANS, ADVANCES & DEPOSITS

	Current Year 2020-21	Previous Year 2019-20
	₹	₹
1. Advances to Employees: (Non-interest bearing)		
a) Salary	-	-
b) Festival	-	-
c) Medical Advance	-	-
d) Others (to be specified)	-	-
i) Advances to Staff	24,53,505	99,881
ii) Computer Advance	-	-
2. Long Term Advances to Employees: (Interest bearing)		
a) Vehicle Loan	12,05,670	-
b) Home Loan	11,73,736	12,07,709
c) Others (Interest on MCA,HBA & Computer Advance)	45,96,963	-
3. Advances and other amounts recoverable in cash or in kind or for value to be received:		
a) On Capital Account	-	-
b) to Suppliers	70,68,01,272	79,39,81,904
c) Others(ILOC)	-	-
4. Prepaid Expenses		
a) Insurance	2,95,776	3,42,338
b) Other Expenses	1,11,670	97,581
5. Deposits		
a) Telephone	-	-
b) Lease Rent	-	-
c) Electricity	1,69,26,071	1,69,29,450
d) Deposit with UGC for Eminence	-	1,00,00,000
e) Others (to be specified)	6,45,07,034	6,45,07,034
6. Income Accrued:		
a) On Investments from Earmarked/ Endowment Funds	10,58,10,814	9,70,28,588
b) On Investments-Deposits	98,91,325	68,35,106
c) On Investments- COA	10,489	-
d) On Loans and Advances	-	-
e) On Project Funds	2,04,93,022	2,63,06,827
f) Others (IOE & HEFA)	1,25,82,467	2,54,126
g) On Investments-HEFA	3,86,313	-
7. Other - Current assets receivable from UGC/sponsored projects/others		
a) Debit balances in Sponsored Projects	-	6,35,99,815
b) Debit balances in Sponsored Fellowships & Scholarships	-	-
c) Advance to CPWD for Capital Assets-PLAN,COA&ENDO	5,17,04,998	4,32,45,781
d) Advance to CPWD for Capital Assets-HEFA	23,58,01,260	-
e) Other receivables from UGC(Non Plan,HRDC)	18,83,75,512	66,25,27,161
f) Other receivables from MOE-HEFA	35,28,415	-
8. Claims Receivable(others)	11,77,236	-
Total	1,42,78,33,548	1,78,69,63,301

Schedule forming part of Income & Expenditure
Account for the year ending 31st March,2021

SCHEDULE 9 - ACADEMIC RECEIPTS

	Current Year 2020-21	Previous Year 2019-20
FEES FROM STUDENTS	₹	₹
Academic		
1. Tuition fee	3,98,21,591	4,74,66,224
2. Admission fee	-	17,30,861
3. Enrolment fee	-	-
4. Library Admission fee	7,77,490	25,07,784
5. Laboratory fee	27,39,880	1,00,37,481
6. Art & Craft fee	-	-
7. Registration fee	-	-
8. Internet fee	9,72,310	29,76,864
9. Sports fee	6,43,135	19,90,938
10. Other fees	2,41,498	61,010
Total (A)	4,51,95,904	6,67,71,162
Examinations		
1. Admission Test fee	-	-
2. Annual Examination fee	4,42,000	15,85,213
3. Mark sheet, Certificate fee	7,99,936	14,89,160
4. Entrance Examination fee	2,91,44,368	2,39,81,725
Total (B)	3,03,86,304	2,70,56,098
		-
Other Fees		
1. Identity card fee	-	-
2. Fine/Miscellaneous fee	19,22,982	62,56,883
3. Medical fee	-	-
4. Transportation fee	-	-
5. Hostel fee	-	-
6. Convocation fee	-	5,43,527
Total (C)	19,22,982	68,00,410
Sale of Publications		
1. Sale of Admission forms	-	-
2. Sale of Syllabus and Question Papers, etc.	-	-
3. Sale of Prospectus including admission forms	-	-
Total (D)	-	-
Other Academic Receipts		
1. Registration fee for workshops, programmes	-	71,884
2. Registration fees (Academic Staff College)	-	-
Total (E)	-	71,884
GRAND TOTAL (A+B+C+D+E)	7,75,05,190	10,06,99,554

SCHEDULE 10 - GRANTS / SUBSIDIES (IRREVOCABLE GRANTS RECEIVED)

Particulars	UGC		Total Plan & Capital Assets	Non Plan UGC	EWS	Current Year 2020-21 Total	HRDC	HEFA	2020-21		Previous Year 2019-20 Total
	Plan & Creation of Assets	Specific Schemes							GRAND TOTAL		
									₹	₹	
Balance C/F (C)	4,73,31,719	12,46,07,878	17,19,39,597	(64,66,25,498.00)	70,00,000.00	(63,96,25,498)	(1,59,01,663)	7,11,83,717	(58,43,43,444)	39,73,80,149	
Add: Receipts during the year	9,79,00,000	-	9,79,00,000	3,25,20,60,000	-	3,25,20,60,000	30,00,000	2,00,67,875	3,27,51,27,875	3,08,54,26,500	
Add: Provisions Adjustments/Transfer	-	94,76,236	94,76,236	1,28,71,930	-	1,28,71,930	-	-	1,28,71,930	(41,28,089)	
Add: Interest	13,01,540	-	13,01,540	-	-	-	-	24,15,689	-	2,22,19,744	
Total	14,65,33,269	13,40,84,114	28,06,17,373	2,61,83,06,442	70,00,000	2,62,53,06,432	(1,29,01,653)	9,36,67,291	2,70,36,56,361	3,50,09,98,304	
Less: Refund to UGC/transfers/others/Adj	-	-	-	-	-	-	-	-	-	3,33,35,429	
Balance	14,65,33,259	13,40,84,114	28,06,17,373	2,61,83,06,432	70,00,000	2,62,53,06,432	(1,29,01,663)	9,36,67,291	2,70,36,56,361	3,46,75,62,875	
Less: Utilized for Capital Expenditure (A)	-	-	-	-	-	-	-	-	-	-	
Less: Utilized for Capital Expenditure (A)	(65,23,873)	-	(65,23,873)	5,03,10,754	-	5,03,10,754	3,43,472	6,36,65,000	11,43,19,226	32,45,83,002	
Balance	15,30,57,132	13,40,84,114	28,71,41,246	2,56,79,95,678	70,00,000	2,57,49,95,678	(1,32,45,135)	3,00,02,291	2,58,93,37,135	3,14,29,79,873	
Less: Utilized for Revenue Expenditure (B)	-	1,32,568	1,32,568	2,73,18,64,769.00	-	2,73,18,64,769	1,12,61,286	73,34,875	2,75,04,60,930	3,39,42,74,529	
Balance available	15,30,57,132	13,39,51,546	28,70,08,678	(16,38,69,091)	70,00,000	(15,68,69,091)	(2,45,06,421)	2,26,67,416	(16,11,23,795)	(25,12,94,656)	
Less: Interest payable to UGC	13,01,540	-	13,01,540	-	-	-	-	-	-	1,05,59,897	
Balance C/F (C)	15,17,55,592	13,39,51,546	28,57,07,138	(16,38,69,091)	70,00,000	(15,68,69,091)	(2,45,06,421)	2,26,67,416	(16,11,23,795)	(26,16,54,553)	

SCHEDULE 11 -INCOME FROM INVESTMENTS

Particulars	Earmarked / Endowment Funds		Other Investments	
	Current Year 2020-21	Previous Year 2019-20	Current Year 2020-21	Previous Year 2019-20
	₹	₹	₹	₹
1. Interest				
a. On Government Securities		-	-	-
b. Other Bonds/Debentures		-	-	-
2. Interest on Term Deposits	5,95,18,353.00	5,54,01,470	-	-
3. Interest accrued but not due on Term Deposits/Interest bearing advances to employees	11,87,79,594.00	9,70,28,588	-	-
4. Interest on Savings Bank Account		-	-	-
5. Others (specify)		-	-	-
Total	17,82,97,947.00	15,24,30,058	-	-
Transferred to Earmarked/Endowment Funds	17,82,97,947.00	15,24,30,058	-	-
Balance	Nil	Nil	-	-

SCHEDULE 12: INTEREST EARNED

Particulars	Current Year 2020-21	Previous Year 2019-20
	₹	₹
1. Interest Earned On Savings Accounts with scheduled banks	38,456	-
2. On Loans	-	-
a. Employees/Staff	-	7,08,763
b. Others	11,90,760	41,521
3. On Debtors and Other Receivables	-	-
Total	12,29,216	7,50,284

SCHEDULE 13 - OTHER INCOME

Particulars	Current Year 2020-21	Previous Year 2019-20
	₹	₹
A. Income from Land & Buildings		
1. Hostel Room Rent	7,95,140	21,66,520
2. License fee	21,53,887	17,87,785
3. Hire Charges of Auditorium/Play ground/Convention Centre, etc	1,53,490	11,75,009
4. Electricity Charges recovered	67,56,755	57,10,094
5. Water Charges recovered	4,04,042	4,86,038
6. Rents From Shops & Accomodation(Post Office etc)	54,82,767	34,44,296
Total	1,57,46,081	1,47,69,742
B. Sale of Institute's publications	-	-
C. Income from holding events		
1. Gross Receipts from annual fuction/sports carnival	-	-
Less: Direct expenditure incurred on the annual function/ sports carnival	-	-
2. Gross Receipts from fetes	-	-
Less: Direct expenditure incurred on the fetes	-	-
3. Gross Receipts for educational tours	-	-
Less: Direct expenditure incurred on the tours	-	-
4. Others (to be specified and separately disclosed)	-	-
Total	-	-
D.Others		
1. Income from consultancy	-	-
2. RTI fees	1,748	1,668
3. Income from Royalty	-	-
4. Sale of application forms (recruitment)	1,39,525	25,16,300
5. Misc. receipts (Sale of tender forms, waste paper, etc.)	8,72,279	9,23,380
6. Profit on Sale/disposal of Assets	-	-
a) Owend assets	-	-
b) Assets received free of cost	-	-
7. Grants/Donations from Institutions, Welfare Bodies and International Organizations	-	-
8. Campus School Maintained Institutions	24,16,323	19,08,776
9. Others (specify)	-	-
a) Transport charges for usage	21,763	6,25,245
b) Internal receipts from school departments	49,411	2,39,658
c) Membership fees	-	-
d) Affiliation fees	-	-
e) Other misc income	7,20,871	-
f) Leave Salary & Pension Contribution	-	-
g) Excess Salary Recovered	-	-
h) Penalty	1,000	-
i) Penal Interest	16,406	-
j)Assistance for AMC by IDRBT	-	-
k)Other income(ASC)	-	-
Total	42,39,326	62,15,027
Grand Total (A+B+C+D)	1,99,85,407	2,09,84,769

SCHEDULE 14 - PRIOR PERIOD INCOME

Particulars	Current Year 2020-21	Previous Year 2019-20
	₹	₹
1. Academic Receipts	-	-
2. Income from Investments	-	-
3. Interest Earned	-	-
4. Salaries	15,44,621	24,90,913
4. Other Income	12,38,522	23,45,267
Total	27,83,143	48,36,180

SCHEDULE 15 - STAFF PAYMENTS & BENEFITS (ESTABLISHMENT EXPENSES)

Particulars	Current Year 2020-21			Previous Year 2019-20		
	Plan	Non-Plan	Total	Plan	Non-Plan	Total
	₹	₹	₹	₹	₹	₹
a) Salaries and Wages(teaching)	-	1,02,11,79,129	1,02,11,79,129	1,19,70,843	1,08,88,23,616	1,10,07,94,459
aa) Salaries and Wages (non teaching)	-	72,54,58,070	72,54,58,070	82,85,919	85,74,79,595	86,57,65,514
b) Allowances and Bonus	-	-	-	-	-	-
c) Contribution to Provident Fund	-	5,33,510	5,33,510	-	5,25,820	5,25,820
d) Contribution to Other Fund (NPS)	-	8,18,09,324	8,18,09,324	-	7,68,23,620	7,68,23,620
e) Staff Welfare Expenses	-	-	-	-	77,080.00	77,080
f) Retirement and Terminal Benefits	-	58,07,18,466	58,07,18,466	-	1,87,80,07,477	1,87,80,07,477
g) LTC facility	-	1,92,03,290	1,92,03,290	-	92,08,975	92,08,975
h) Medical facility	-	4,30,50,480	4,30,50,480	-	6,20,70,689	6,20,70,689
i) Children Education Allowance	-	1,16,01,619	1,16,01,619	-	1,03,500	1,03,500
j) Honorarium	-	-	-	4,89,420	-	4,89,420
k) Others (specify)	-	-	-	-	-	-
TOTAL	-	2,48,35,53,888	2,48,35,53,888	2,07,46,182	3,97,31,20,372	3,99,38,66,554

SCHEDULE 15 A - EMPLOYEES RETIREMENT AND TERMINAL BENEFITS

Particulars	Pension	Gratuity	Leave Encashment	Total
	₹	₹	₹	₹
Provision Opening Balance as on 01.04.2020	8,36,56,00,511	69,97,48,541	69,26,10,019	9,75,79,59,071
Addition : Capitalized value of Contributions Received from other Organizations	1,37,91,354	20,51,975	39,89,927	1,98,33,256
Total (a)	8,37,93,91,865	70,18,00,516	69,65,99,946	9,77,77,92,327
Less : Actual Payments during the Year (b)	41,06,78,084	7,50,89,188	5,50,30,522	54,07,97,794
Balance Available on 31.03.2021 c(a-b)	7,96,87,13,781	62,67,11,328	64,15,69,424	9,23,69,94,533
Provision required on 31.03.2021 as per Actuarial Valuation (d)	8,59,35,21,607	57,45,64,417	64,94,05,965	9,81,74,91,989
A. Provision to be made in the Current year (d-c)	62,48,07,826	(5,21,46,911)	78,36,541	58,04,97,456
B. Contribution to New Pension Scheme		-	-	-
C. Medical Reimbursement to Retired Employees	-	-	-	-
D. Travel to Hometown on Retirement	2,21,010	-	-	2,21,010
E. Deposit Linked Insurance Payments	-	-	-	-
Total (A+B+C+D+E)	62,50,28,836	(5,21,46,911)	78,36,541	58,07,18,466

SCHEDULE 16 - ACADEMIC EXPENSES.

Particulars	Current Year 2020-21			Previous Year 2019-20		
	Plan	Non-Plan	Total	Plan	Non-Plan	Total
	₹	₹	₹	₹	₹	₹
a) Laboratory Expenses	-	50,05,679	50,05,679	-	58,98,542	58,98,542
b) Field work/Participation in Conferences	-	41,129	41,129	-	5,18,244	5,18,244
c) Expenses on Seminars/Workshops	-	2,01,721	2,01,721	-	14,51,249	14,51,249
d) Payment to Visiting Faculty	-	45,705	45,705	-	69,95,084	69,95,084
e) Examination	-	1,85,07,965	1,85,07,965	-	2,01,02,161	2,01,02,161
f) Student Welfare Expenses	-	34,750	34,750	-	-	-
g) Subscription to Acad. Institutions	-	59,000	59,000	-	-	-
h) Convocation Expenses	-	-	-	-	17,39,878	17,39,878
i) Publications	-	30,000	30,000	-	3,13,295	3,13,295
j) Stipend/means -cum-merit scholarship (include. Non-Net M.Phil/Ph.D)	-	4,05,95,365	4,05,95,365	-	4,17,13,460	4,17,13,460
k) Subscription Expenses	-	2,10,627	2,10,627	-	9,63,517	9,63,517
l) Extra curricular activities & sports events	-	2,69,673	2,69,673	-	5,55,625	5,55,625
m) Animal feed	-	1,63,292	1,63,292	-	55,000	55,000
n) Others (specify)*Annexure	-	46,89,116	46,89,116	2,55,111	1,08,95,863	1,11,50,974
TOTAL	-	6,98,54,022	6,98,54,022	2,55,111	9,12,01,918	9,14,57,029

*** n) Others- Schedule 16 (Annexure)**

	Current Year 2020-21			Previous Year 2019-20		
	Plan	Non-Plan	Total	Plan	Non-Plan	Total
	₹	₹	₹	₹	₹	₹
a) Research Activities	-	-	-	-	-	-
b) Patent	-	1,47,842	1,47,842	-	4,66,947	4,66,947
c) Hospitality	-	6,40,000	6,40,000	-	21,45,770	21,45,770
d) Training courses	-	-	-	-	-	0
e) Working expenses	-	-	-	-	-	0
f) Readers Allowance	-	3,29,100	3,29,100	34,454	5,63,450	5,97,904
g) Inter university tournament	-	-	-	-	16,94,623	16,94,623
h) Academic Expenses	-	3,82,924	3,82,924	-	-	0
i) Meeting Expenses	-	6,39,612	6,39,612	-	28,99,477	28,99,477
j) Scribe charges	-	36,600	36,600	-	2,31,300	2,31,300
k) Summer courses	-	-	-	-	-	0
l) Misc. Exp	-	8,14,115	8,14,115	2,17,657	18,20,065	20,37,722
m) Teaching aids	-	2,11,242	2,11,242	-	-	0
n) Departmental lectures	-	-	-	3,000	8,15,680	8,18,680
o) JN Chain & Radha Krishnan Chair	-	14,87,681	14,87,681	-	2,58,551	2,58,551
TOTAL (included in main schedule)	-	46,89,116	46,89,116	2,55,111	1,08,95,863	1,11,50,974

SCHEDULE 17-ADMINISTRATIVE AND GENERAL EXPENSES

Particulars	Current Year 2020-21			Previous Year 2019-20		
	Plan	Non-Plan	Total	Plan	Non-Plan	Total
	₹	₹	₹	₹	₹	₹
A Infrastructure						
a) Electricity and power	-	9,54,18,398	9,54,18,398	-	13,61,81,682	13,61,81,682
b) Water Charges	-	1,34,15,331	1,34,15,331	-	1,64,06,217	1,64,06,217
c) Insurance	-	1,05,840	1,05,840	-	-	-
d) Rent, Rates and Taxes (including property tax)	-	1,35,730	1,35,730	-	1,89,260	1,89,260
e) Generator Running Expenses	-	23,95,781	23,95,781	-	33,03,390	33,03,390
B Communication						
f) Postage and Telegram	-	1,51,646	1,51,646	1,358	4,28,358	4,29,716
g) Telephone, Fax and Internet charges	-	15,83,815	15,83,815	-	13,61,200	13,61,200
C Others						
h) Printing and Stationery (consumption)	-	27,65,802	27,65,802	1,38,291	41,38,479	42,76,770
i) Travelling and Conveyance Expenses	-	1,02,245	1,02,245	-	13,20,629	13,20,629
j) Hospitality	-	12,02,304	12,02,304	22,735	14,66,008	14,88,743
k) Auditor's Remuneration	-	-	-	-	-	-
l) Professional Charges	-	10,83,134	10,83,134	-	12,33,306	12,33,306
m) Advertisement and Publicity	-	6,45,494	6,45,494	-	3,02,693	3,02,693
n) Magazines & Journals	-	2,11,632	2,11,632	19,065	4,17,220	4,36,285
o) Others (specify)* Annexure	-	10,94,53,872	10,94,53,872	51,26,520	10,40,46,264	10,91,72,784
Total	-	22,86,71,024	22,86,71,024	53,07,969	27,07,94,706	27,61,02,675

*** n) Others- Schedule 17 (Annexure)**

OTHERS	Current Year 2020-21			Previous Year 2019-20		
	Plan	Non-Plan	Total	Plan	Non-Plan	Total
	₹	₹	₹	₹	₹	₹
a) General Expenses	-	-	-	2,08,436	-	2,08,436
b) Other misc. administrative expenses	-	24,14,389	24,14,389	-	9,80,262	9,80,262
c) Property tax	-	19,30,199	19,30,199	-	17,54,722	17,54,722
d) Ceremonials and functions	-	5,51,831	5,51,831	-	10,20,920	10,20,920
e) Participants Cost	-	-	-	45,46,065	-	45,46,065
f) Special Honorarium to staff	-	4,42,800	4,42,800	-	0	0
g) Insurance	-	-	-	-	5,99,856	5,99,856
h) Bank charges	-	35,304	35,304	-	1,68,138	1,68,138
i) Meeting expenses	-	4,48,083	4,48,083	-	19,18,568	19,18,568
j) Labour charges & daily wages	-	8,14,464	8,14,464	-	7,63,08,656	7,63,08,656
k) Liveries	-	-	-	-	32,04,031	32,04,031
l) Transfer TA	-	1,97,716	1,97,716	-	-	0
m) TA/DA to advisory committee members	-	2,88,919	2,88,919	53,513	22,12,333	22,65,846
n) Membership fee	-	3,06,323	3,06,323	-	94,269	94,269
o) V C Discretionary fund	-	1,00,000	1,00,000	-	1,00,000	1,00,000
p) Subscriptions/Fee on NPS	-	59,438	59,438	-	63,991	63,991
q) TA/DA	-	-	-	-	12,44,527	12,44,527
r) Training Expenses	-	4,61,872	4,61,872	-	5,12,934	5,12,934
s) Hostel Expenses	-	-	-	-	-	0
t) Foreign/Domestic travel	-	10,482	10,482	3,18,506	-	3,18,506
u) Pay to Outsource Agency for eng. On contr. staff	-	8,86,59,052	8,86,59,052	-	-	0
v) AMC	-	-	-	-	-	0
w) Entertainment expenses	-	-	-	-	1,19,942	1,19,942
x) HEFA Document Charges	-	-	-	-	10,01,630	10,01,630
x) HEFA Deferred Revenue Expenditure	-	1,27,33,000	1,27,33,000	-	1,27,33,000	1,27,33,000
y) Internet connection charges	-	-	-	-	8,485	8,485
z) Steering and monitoring committee expenses	-	-	-	-	-	-
Total	-	10,94,53,872	10,94,53,872	51,26,520	10,40,46,264	10,91,72,784

SCHEDULE 18 - TRANSPORTATION EXPENSES

Particulars	Current Year 2020-21			Previous Year 2019-20		
	Plan	Non-Plan	Total	Plan	Non-Plan	Total
	₹	₹	₹	₹	₹	₹
1. Vehicles (owned by institution)						
a) Running Expenses		14,17,187	14,17,187	-	37,45,753	37,45,753
b) Repairs & Maintenance		6,38,087	6,38,087	-	2,50,778	2,50,778
c) Insurance Expenses		5,67,112	5,67,112	-	4,46,140	4,46,140
2. Vehicle taken on rent/lease		-	-	-	-	-
a) Rent/Lease expenses		-	-	-	-	-
3. Vehicle (Taxi) hiring expenses		5,15,738	5,15,738	-	10,88,908	10,88,908
Total	-	31,38,124	31,38,124	-	55,31,579	55,31,579

SCHEDULE 19 - REPAIRS & MAINTENANCE

Particulars	Current Year 2020-21			Previous Year 2019-20		
	Plan	Non-Plan	Total	Plan	Non-Plan	Total
	₹	₹	₹	₹	₹	₹
a) Buildings	-	68,11,553	68,11,553	-	1,25,61,941	1,25,61,941
b) Furniture & Fixtures	-	9,05,593	9,05,593	-	8,94,354	8,94,354
c) Plant & Machinery	-	1,69,727	1,69,727	-	6,58,616	6,58,616
d) Office Equipment	-	2,06,197	2,06,197	-	2,42,968	2,42,968
e) Computers	-	34,02,589	34,02,589	7,754	31,42,783	31,50,537
f) Laboratory & Scientific Equipment	-	6,63,457	6,63,457	-	14,61,394	14,61,394
g) Audio Visual Equipment	-	3,499	3,499	-	2,30,679	2,30,679
h) Cleaning Material & Services	-	6,89,213	6,89,213	-	13,87,880	13,87,880
i) Book Binding Charges	-	2,82,745	2,82,745	-	3,53,507	3,53,507
j) Gardening	-	3,00,843	3,00,843	-	17,38,304	17,38,304
k) Estate Maintenance	-	-	-	-	-	-
l) AMC	-	2,51,52,607	2,51,52,607	-	2,26,38,496	2,26,38,496
j)Electrical Equipment	-	92,31,158	92,31,158	-	60,83,350	60,83,350
k)Others	-	49,162	49,162	-	-	-
l)Sports Equipment	-	-	-	-	-	-
m)Tubewells&Water supply	-	7,40,581	7,40,581	-	4,74,591	4,74,591
n) Hostels	-	-	-	-	2,15,048	2,15,048
Total	-	4,86,08,924	4,86,08,924	7,754	5,20,83,911	5,20,91,665

SCHEDULE 20 - FINANCE COSTS

Particulars	Current Year 2020-21			previous year 2019-20		
	Plan	Non-Plan	Total	Plan	Non-Plan	Total
	₹	₹	₹	₹	₹	₹
a) Bank Charges		-	-	-	-	-
b) Others (HEFA Loan)		73,34,875	73,34,875	-	-	-
Total	-	73,34,875	73,34,875	-	-	-

SCHEDULE 21 - OTHER EXPENSES

Particulars	Current Year 2020-21			Previous Year 2019-20		
	Plan	Non-Plan	Total	Plan	Non-Plan	Total
	₹	₹	₹	₹	₹	₹
a) Provision for Bad and Doubtful Debts/Advances	-	-	-	-	-	-
b) Irrecoverable Balances Written -off	-	-	-	-	-	-
c) Grants/subsidies to other institutions/organizations	-	-	-	-	-	-
d) Others (specify)	-	-	-	-	-	-
Total	-	-	-	-	-	-

SCHEDULE 22: PRIOR PERIOD EXPENSES

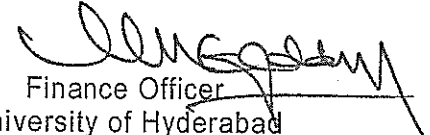
Particulars	Current Year 2020-21			Previous Year 2019-20		
	Plan	Non-Plan	Total	Plan	Non-Plan	Total
	₹	₹	₹	₹	₹	₹
1. Establishment Expenses		-	-		2,38,27,222	2,38,27,222
2. Academic Expenses		13,85,546	13,85,546		-	-
3. Administrative Expenses		6,98,267	6,98,267		3,89,274	3,89,274
4. Transportation Expenses		1,42,020	1,42,020		4,359	4,359
5. Repairs & Maintenance		71,89,913	71,89,913		41,73,056	41,73,056
6. Other Expenses		-	-		-	-
7. Depreciation		-	-		-	-
8. Leave Encashment		-	-		-	-
Total	-	94,15,746	94,15,746	-	2,83,93,911	2,83,93,911


RECEIPTS AND PAYMENTS


UNIVERSITY OF HYDERABAD

RECEIPTS AND PAYMENTS ACCOUNT FOR THE YEAR ENDING 31st MARCH, 2021

	Current Year 2020-21 ₹	Previous Year 2019-20 ₹	PAYMENTS	Current Year 2020-21 ₹	Previous Year 2019-20 ₹
RECEIPTS					
I. Opening Balances			I. Expenses		
a) Cash Balances			a) Establishment Expenses	2,28,25,07,791	2,92,14,35,629
b) Bank Balances			b) Academic Expenses	6,04,12,233	8,89,60,121
i) In Current accounts	49,45,16,780	1,14,73,43,372	c) Administrative Expenses	22,65,96,616	26,86,18,659
ii) Savings accounts			d) Transportation Expenses	20,86,589	55,29,530
iii) cash on hand			e) Repairs & Maintenance	4,47,08,788	5,12,22,030
II. Grants Received			f) Prior period Expenses	93,46,474	19,53,10,598
a) From Government of India			g) Prepaid expenses		4,39,919
i) HEFA Grant (MHRD Contribution)	50,69,932	5,72,98,500	II. Payments against Earmarked/Endowment Funds	11,00,29,413	4,28,27,667
ii) HEFA Fund (University's Contribution)	1,27,33,000	1,27,33,000	III. Payments against Sponsored Projects/Schemes	2,77,98,37,545	66,95,06,931
iii) Institute of Eminence	1,00,47,47,520	16,32,25,000	IV. Payments against Sponsored Fellowships/Scholarships	16,93,29,252	4,96,36,317
b) From State Government			V. Expenditure on Fixed Assets and Capital Works -In-Progress		
c) From other sources UGC (Grants for capital & revenue exp. to be shown separately if available)	3,25,50,60,000	2,86,49,03,000	a) Fixed Assets	19,64,59,292	24,59,02,185
III. Academic Receipts	8,04,73,180	10,05,90,161	b) Capital Works-in-Progress		3,59,12,000
IV. Receipts against Earmarked/Endowment Funds	12,56,94,714	5,70,47,637	VI. Other Payments including statutory payments	68,79,30,917	69,98,87,417
V. Receipts against Sponsored Projects/Schemes	2802478497	69,13,35,971	VII. Refunds of Grants		
VI. Receipts against sponsored Fellowships and Scholarships	11,17,94,087	5,90,75,306	i) Part I & II		4,54,50,640
VII. Income on Investments from Earmarked/Endowment funds			ii) Part III & IV	9,64,47,734	18,01,61,243
a) Earmarked/Endowment funds			VIII. Deposits and Advances	6,74,71,460	
b) Other Investments			IX. Other Payments -HEFA - Loan		
VIII. Interest received on			X. Investments and Deposits made		
a) Bank Deposits		1,34,42,875	a) Out of Earmarked/Endowments funds	2,11,42,71,984	18,52,26,107
b) Loans and Advances		57,37,863	b) Out of ownfunds (Investments-Others)	15,61,97,448	1,50,89,65,488
c) Savings Bank Accounts	38,456	87,76,869	XI. Closing balances		
d) Interest on SB of Earmarked		17,03,845	a) i) Advances and other amounts recoverable in cash or in kind or for value to be received		
IX. Investments encashed			ii) Cash/Cheque on hand		
X. Term Deposits with Scheduled Banks encashed			b) Bank balances		
a) Out of Earmarked/Endowments funds	84,11,46,488	37,45,85,223	in Current Accounts	83,82,389	
b) Out of ownfunds (Investments-Others)	4,31,28,991	1,25,38,50,160	in savings Accounts	60,66,15,419	49,45,16,780
XI. Other Income (Including Prior Period Income)			TOTAL	9,61,86,31,344	7,68,95,09,260
XI. i) Leave Salary & Pension Contribution	2,09,20,723	2,86,29,165			
XII. Deposits and Advances					
XIII Income from consultancy	7,48,70,368	1,17,89,207			
XIV. Miscellaneous Receipts Including Statutory Receipts	74,59,58,608	2,89,87,421			


 Finance Officer
 University of Hyderabad
 Central University P.O.
 Hyderabad - 500 046.


 Finance Officer
 University of Hyderabad
 Central University P.O.
 Hyderabad - 500 046


Verified: 
 SRFY CELL-02

GPF AND NPS ACCOUNTS


PROVIDENT FUND ACCOUNT							
Receipts and Payments for the financial year 2020-21							
Receipts		Current year 2020-21	Previous year 2019-20	Payments		Current year 2020-21	Previous year 2019-20
		₹	₹			₹	₹
Opening Balance		1,87,40,469	77,80,262	GPF Adv./Withdrawal/Nps transfer		15,10,18,090	18,05,33,126
GPS subscription		15,66,49,599	16,00,02,436	CPF Adv./Withdrawal		1,00,36,474	1,38,20,422
CPF Subscription		13,30,462	21,00,334	Univ.Contribution withdrawals		39,27,500	59,38,731
CPF Univ. Subscription		5,33,510	5,25,820	Investments during the year		19,18,98,060	18,47,47,857
Investment Encashed		15,00,23,091	18,95,52,572	Bank Charges		-	326
Interest Received:							
Profit on sale of Mutual Fund	5,59,960						
on GOI bonds	2,65,95,840						
on investments	41,78,287		4,38,19,507	Closing Balance		24,72,992	1,87,40,469
on SB Accounts	7,41,898	3,20,75,985					
Total:		35,93,53,116	40,37,80,931	Total:		35,93,53,116	40,37,80,931


PROVIDENT FUND ACCOUNT							
Income and Expenditure account for the financial year 2020-21							


Expenditure		Current year 2020-21	Previous year 2019-20	Income		Current year 2020-21	Previous year 2019-20
		₹	₹			₹	₹
Interest Credited to							
GPF Account	4,83,78,449		4,97,74,690	Interest earned:			-
CPF Account	5,63,684		9,89,933	on TDR investments	41,78,287		
				on SB Accounts/GOI bonds	2,73,37,738		4,38,19,507
Univ.contribution to CPF	4,06,292	4,93,48,425	6,25,321	Profit on sale of Mutual Fund	5,59,960	3,20,75,985	
Bank Charges		-	326.00	Interest Accruals:			
				Interest Accrued 31/03/21	7,08,07,837		-
Accrual Loss on Mutual Funds	-	-	-	Accrual Gain on Mutual Funds	1,66,43,281		
				Less: interest Accrued on 31/03/20	4,42,14,582	4,32,36,536	56,62,433
Excess of income over Expenditure transfer to Reserve Fund	2,59,64,096	2,59,64,096	-			-	19,08,330
Total:		7,53,12,521	5,13,90,270	Total:		7,53,12,521	5,13,90,270


 Finance Officer
 University of Hyderabad
 Central University P.O.
 Hyderabad - 500 046 -

PROVIDENT FUND ACCOUNT							
BALANCE SHEET for the financial year 2020-21							
LIABILITIES		Current year	Previous year	ASSETS		Current year	Previous year
		2020-21	2019-20			2020-21	2019-20
		₹	₹			₹	₹
G P F :							
Opening Balance	66,70,07,986		63,54,32,312	TDR Investments	68,86,26,111		72,67,51,142
Add:sub.for the year	15,66,49,599		16,00,02,436	Mutual Funds	8,00,00,009	76,86,26,111	
Add: sub. For March 2021	1,22,87,941		1,46,73,987	Interest Accrued for 2020-2021	7,08,07,837		4,42,14,582
Add: interest Credited	4,83,78,449		4,97,74,690	Accrual gain on Mutual Fund	1,65,43,281	8,74,51,118	
Less: Sub. For March 20	1,46,73,987		-1,23,42,313	Subscriptions Due:			
Less: withdrawals	15,10,18,090	71,86,31,898	-18,05,33,126	G P F		1,22,87,941	1,46,73,987
				CPF		71,920	1,62,118
C P F SUB:							
Opening Balance	1,27,16,346		2,34,72,802				
Add:sub.for the year	13,30,462		21,00,334				
Add: sub. For March 2021	71,920		1,62,118				
Add: interest Credited	5,63,684		9,89,933				
Less: Sub. For March 20	1,62,118		-1,88,419				
Less: withdrawals	1,00,36,474	44,83,820	-1,38,20,422				
UNIVERSITY CONTRIBUTION CPF :							
Opening Balance	1,06,19,020		1,54,06,610				
Add: sub for the year	5,33,510		5,25,820				
Add: interest Credited	4,06,292		6,25,321				
Less: Advances/withdrawals	39,27,500	76,31,322	-59,38,731				
Reserve Fund:				Cash at Bank:			
Opening Balance	11,41,98,946		11,61,07,276	State Bank of India		24,72,992	1,87,40,469
Less: Excess Expn. Over Income	2,59,64,036	14,01,63,042	-19,08,330				
Closing Balance							
Total:		87,09,10,082	80,45,42,298	Total:		87,09,10,082	80,45,42,298


 Finance Officer
 University of Hyderabad
 Central University P.O.
 Hyderabad - 500 046.


Verified

 8/10/21



 Finance Officer
 University of Hyderabad
 Central University P.O.
 Hyderabad - 500 046


New Pension Scheme Tier 1 Account							
Receipts and Payments for the financial year 2020-21							
Receipts		Current year	Previous year	Payments		Current year	Previous year
		2020-21	2019-20			2020-21	2019-20
		₹	₹			₹	₹
Opening Balance		49,24,788	3,37,667	Investments		2,57,85,548	63,99,005
Own subscription		5,99,59,469	5,47,10,313	Amount refunds/tr. To NSDL		13,94,43,968	11,85,73,018
Univ. contribution		8,75,62,567	7,20,17,800				
				Bank charges			
Investment Encashed:		1,22,58,619	22,62,048				
Interest Received:							
On SB Account	2,00,916						
On TDR Investments	3,48,532	5,49,448	5,68,983	Closing Balance		25,275	49,24,788
Total:		16,52,54,891	12,98,96,811	Total:		16,52,54,891	12,98,96,811

New Pension Scheme Tier 1 Account							
Income and Expenditure for the financial year 2020-21							
Expenditure		Current year	Previous year	Income		Current year	Previous year
		2020-21	2019-20			2020-21	2019-20
		₹	₹			₹	₹
Interest Credited to:				Interest Earned:			
NPS subscribers		14,32,937	12,26,001	On SB Account	2,00,916		
University Contribution		14,83,114	11,27,340	On TDR Investments	3,48,532	5,49,448	5,68,983
				Interest Accruals:			
Bank Charges				Interest Accrued for 20-21	55,48,585		30,93,541
Accrual Loss on Mutual Funds				Accrual Gain on Mutual Funds	7,75,819		
Excess of income over Expenditure transfer to Reserve Fund		8,64,260	2,00,735	Interest Accrued for 19-20	30,93,541	32,30,863	-11,08,448
Total:		37,80,311	25,54,076	Total:		37,80,311	25,54,076

New Pension Scheme Tier 1 Account							
Balance Sheet for the financial year 2020-21							
Liabilities		Current year	Previous year	Assets		2020-21	2019-20
				2020-21	2019-20	₹	₹
		₹	₹				
Opening Balance	5,00,84,876		3,60,07,491	Sub & Univ. Contribution due		1,21,24,907	1,17,24,319
Add: sub. during year	5,99,59,469		5,47,10,313	Interest Accrued	55,48,585		30,93,541
Add: Univ. Contribution	8,75,62,567		7,20,17,800	Accrual gain on Mutual Fund	7,75,819	63,24,404	
Add: Interest Credited	29,16,051		23,53,341	TDR Investments	4,66,01,034		3,69,74,005
Add: Sub./UC March -21	1,21,24,907		1,17,24,319	Mutual Funds	39,00,000	5,05,01,034	
Less: Sub. for March 2020	1,17,24,319		-81,55,370				
Less: refunds/payments to NSDL	13,94,43,968	6,14,79,583	-11,85,73,018	Balances at Bank:			
Reserve fund A/c:				State Bank of India		25,275	49,24,788
Balance as on 01/04/2020	66,31,777		64,31,042				
Add: Excess of income over Expenditure	8,64,260	74,96,037	2,00,735				
Total		6,89,75,620	5,67,16,653	Total		6,89,75,620	5,67,16,653


 Finance Officer
 University of Hyderabad
 Central University P.O.
 Hyderabad - 500 046.

Verified.

 SAO/CEA-02


 Finance Officer
 University of Hyderabad
 Central University P.O.
 Hyderabad - 500 046

SCHEDULE: 23

SIGNIFICANT ACCOUNTING POLICIES

1. BASIS FOR PREPARATION OF ACCOUNTS

- 1.1 The Accounts are prepared under the Historical Cost convention unless otherwise stated and generally on the Accrual method of accounting.
- 1.2 The preparation of financial statements in conformity with the generally accepted accounting principles requires the management to make estimates and assumptions that affect the income and expenditure during the reporting period and the assets and liabilities including contingent liabilities at the date of financial statements. The differences between the actual results and the estimates are recognized in the period in which results are known.
- 1.3 For classification of the expenditure under Capital & Revenue, the University follows the provisions of the General Financial Rules and Other orders issued by MHRD, Government of India and the University Grants Commission from time to time.

2. EARMARKED/ENDOWMENT FUNDS

The Earmarked funds which are normally long term with specific object(s), accompanied by investments are shown on the Assets side. Income from investments flows back to the Funds. The expenditure on the object(s) (Revenue and Capital) is debited to the Funds and the balances are carried forward from year to year.

Endowments are funds received from various individual donors, Trusts and other organizations, for establishing Chairs and for medals and prizes, as specified by the donors. Each of the Endowment Fund has its own investment. These funds are managed through a common Savings Bank account.

The income from investment of each Endowment Fund is added to the Fund. The expenditure on Medals and Prizes is met from the interest earned on investment of the respective Endowment Funds and the balance is carried forward.

The balances in all the funds are represented by Investments in fixed deposits. Balances are shown in the common Saving Bank account for all Endowments along with the accrued interest on investments.

2.1 UNIVERSITY DEVELOPMENT FUND

University created University Development Fund (Corpus Fund) in the year 1993 as per the Executive Council (EC) resolution No. EC: 93:93:30 dated 27-10-1993. The sources of University Development Fund are overhead money sanctioned by the funding bodies for the Specific Purpose Research Projects and consultancy services undertaken by the faculty and the interest earned on the investment of the University Development Fund. The EC at its meeting held on 21-03-1998 vide resolution No. EC: 108:98:15 - resolved that only interest from the University Development Fund can be utilized for the developmental and other activities of the University, as approved by EC from time to time.

The EC at its 157th meeting held on 04.12.2012 approved the following ratio for sharing of the overheads: 50 per cent to University Development Fund, 30 percent to Project Investigators for Professional Development Fund (PDF) and 20 per cent to the Centralized Overheads Account.

2.2 House Building/Staff Advances Fund

A Revolving Fund for the purpose of providing interest/non-interest bearing advances to the employees for House Building/Staff Advances was created. The repayments towards principal and interest are credited to this Fund. All the interest/non-interest bearing advances to Staff are being regulated from the said fund. The interest generated from such advances are credited to this fund account.

3. RETIREMENT BENEFITS

Provision for Retirement benefits i.e. Pension, Gratuity and Leave Encashment is made on Actuarial Valuation basis as Indian Accounting Standards(IND AS-19) . The retirement benefits are however, funded by UGC on actual basis.

4. SPONSORED PROJECTS

In respect of ongoing Sponsored Projects, the amounts received from sponsors are credited to the head "Current Liabilities and Provisions -Current Liabilities -Other Current Liabilities - Ongoing sponsored projects." As and when expenditure is incurred/advance payments are made against such projects, the liability account is debited.

5. FELLOWSHIPS & SCHOLARSHIPS

5.1 In respect of Fellowships and Scholarships sponsored by UGC and Other organizations, the amount received /credited to the head "Current Liabilities and Provisions-Current Liabilities- Other Current Liabilities-Sponsored Fellowships and Scholarships". As and when the Fellowships and Scholarships disbursed and contingency expenditures are reimbursed, the liability account is debited.

5.2 The University extends Non-Net M.Phil/Ph.D Fellowships as per the UGC Guidelines and the same are accounted as Academic expenses.

6. FIXED ASSETS AND DEPRECIATION

6.1 Fixed assets are stated at the cost of acquisition including inward freight, duties and taxes and incidental and direct expenses related to acquisition, installation and commissioning.

6.2 Gifted/Donated assets are valued at the declared value; wherever such values are not available; the value is estimated based on the present market value adjusted with reference to the physical condition of the asset. They are taken in the books of accounts by credit to Capital Fund and merged with the Fixed Assets of the University. Depreciation is charged at the rates applicable to the respective assets. In respect of the assets gifted in the form of Gold, Silver, depreciation is not provided and their market value is disclosed in the Notes on Accounts.

6.3 Depreciation on fixed assets is provided on Straight-Line Method at the following rates:

Tangible Assets

1. Land	0%
2. Site Development	0%
3. Buildings	2%
4. Roads and Bridges	2%
5. Tube wells and Water Supply	2%
6. Sewerage and Drainage	2%
7. Electrical Installation and equipment	5%
8. Plant and Machinery	5%
9. Scientific and Laboratory Equipment	8%
10. Office Equipment	7.5%
11. Audio Visual Equipment	7.5%
12. Computers and Peripherals	20%
13. Furniture, Fixtures and Fittings	7.5%
14. Vehicles	10%
15. Library Books and Scientific Journals	10

Intangible Assets (amortization)

1. E- Journals	40%
2. Computer Software	40%
3. Patents and Copyrights	9 years

6.4 Depreciation is provided for the whole year on additions made during the year.

6.5 Assets created out of Earmarked Funds where the ownership of such assets vests with the University, are taken into the books of accounts by credit to Capital Fund and merged with the Fixed Assets of the University. Depreciation is charged at the rates applicable to the respective assets. Assets created out of Sponsored Project funds, where the ownership is retained by the sponsors but held and used by the University are separately disclosed in the Notes on Accounts.

6.6 Assets, the individual value of each of which is ₹. 5000/- or less (except Library Books) are treated as Small Value Assets and 100% depreciation is provided in respect of such assets at the time of their acquisition. However, physical accounting and control are continued by the holders of such assets.

7. INTANGIBLE ASSETS

7.1 Patents and copy rights, E-Journals and Computer Software are grouped under Intangible Assets.

7.2 Electronic Journals (E-Journals) are separated from Library Books in view of the limited benefit that could be derived from the on-line access provided. E-journals are not in a tangible form, but temporarily capitalized in view of the magnitude of the expenditure and the benefit derived in terms of perpetual knowledge acquired by the Academic and Research users and depreciation is provided on e-journals at a higher rate of 40% as against the depreciation of 10% provided in respect of Library Books.

7.3 Expenditure on acquisition of software has been separated from Computers and Peripherals as, apart from being intangible asset, the rate of obsolescence in respect of these is very high. Depreciation is provided in respect of software at a higher rate of 40% as against the depreciation of 20% provided in respect of Computers & Peripherals.

8. STOCKS

Expenditure on chemicals, glassware, publications, stationery and other stores is fully charged to the Income and Expenditure Account in the year of purchase/ payment.

9. INVESTMENTS

9.1 Temporary Surplus balances under Earmarked Funds/Endowment Funds etc., are invested in the Fixed Deposits of Banks, GOI Bonds and other approved Securities-etc.

9.2 Long term investments are usually carried at cost. However, any diminution in their value as on the date is disclosed in the Notes to Accounts.

9.3 Short term investments are carried at their cost or market value whichever is lower.

9.4 All investment decisions are taken by the duly constituted University Investment Committee and they are implemented after obtaining approval of the Competent Authority to the recommendations of the Investment Committee.

10. IMPAIRMENT OF ASSETS

The impairment loss is recognized in the statement of Income and Expenditure where the recoverable amount is less than the carrying amount.

11. REVENUE RECOGNITION

- 11.1 Fees from Students including Tuition Fee, Sale of admission forms, royalty and interest on Savings Bank account are accounted on cash basis. Sale of sundry articles & Scrap is accounted on cash basis
- 11.2 Income from Land, Buildings and Other Property are accounted on cash basis
- 11.3 Interest on Investments are accounted for on accrual basis.
- 11.4 Interest on interest bearing advances to staff such as House Building Advance, Vehicle Advances and Computer Advances etc., are accounted for on cash basis, as the actual recovery of interest starts after the full repayment of the principal.
- 11.5 Any other income not mentioned above is accounted on cash basis
- 11.6 Other sources of Income generated by the University is treated as University income and being utilized for recurring/non-recurring expenses. The income is shown under schedule 9 and 13 as applicable.
- 11.7 Un-discharged liabilities pending over a period of 3 years from their last date of claim are wherever is necessary will be written back and credited to the University Development Fund Account and any claim received against these liabilities will be paid from the same on receipt of obligation if any.

12. Expenditure

- 12.1 All the expenditure is accounted on accrual basis. However, the following are accounted on cash basis.
- a) Arrears of salaries /any other related benefits to paid on account of re-pay fixations/retrospective promotions/financial upgradations etc., if any, pertaining to previous years,
 - b) Children education allowances, LTC or any other allowances/perquisites payable to staff to the extent of claims not received,
 - c) Personal claims such as LTC, TA/DA, Medical reimbursement claims etc., to the extent prior claims of previous years.
- 12.1 Capitalization of Civil/Electrical works which were in progress are dealt as per the endorsement of completion stated by the University Works Department(UWD). However, the works executed by the CPWD are accounted as per the Form-65 issued by the CPWD & an endorsement of completion stated by the UWD as on date of closure of the financial year.

13 GOVERNMENT AND UGC GRANTS

- 13.1 Government Grants and UGC grants are accounted on receipt basis. However, where a sanction for release of grant pertaining to the financial year is received before 31st March and the grant is actually received in the next financial year, the grant is accounted on accrual basis and an equal amount is shown as receivable from the Grantor.
- 13.2 To the extent grants utilized towards capital expenditure transferred to the Capital Fund.
- 13.3 Government and UGC grants for meeting revenue expenditure are treated, to the extent utilized, as income of the year.
- 13.4 Unutilized grants (including grants received in advance) are carried forward and exhibited as a liability in the Balance Sheet.

14 **RESEARCH & DEVELOPMENT EXPENSES**

The recurring expenses relating to R & D under Plan/Non-Plan are charged off to the Income and Expenditure in the year in which it is incurred.

15 **FOREIGN EXCHANGE**

The foreign currency transactions are accounted for at the exchange rates prevailing on the date of the transactions.

16 **INCOME TAX**

The income of the University is exempted from Income Tax under Section 10(23c)(vi) of the Income Tax Act. Hence, no provision for tax is made in the Accounts.



Finance Officer

Finance Officer
University of Hyderabad
Central University P.O.
Hyderabad - 500 046

SCHEDULE - 24

CONTINGENT LIABILITIES AND NOTES ON ACCOUNTS

1. Contingent Liabilities

1.1 22 Writ Petitions filed against the University by the former / present employees and firms were pending for Judgment by various courts. They were establishment and other related matters (Pay Scales & Promotions, etc.). The quantum of the claims is not ascertainable.

1.2 Following are the various claims against the University, but not acknowledged as debts

i) A claim of M/s S.R. Agencies towards AMC charges amounting to ₹.10,57,480/-

ii) Demand notice of Hyderabad Metropolitan Water Supply & Sewerage Board for Sewerage Cess amounting to ₹.27,12,92,986/- as on 31.03.2021 (Stay granted) (previous year: ₹.21,01,30,594/-)

1.3 The letter of Credit opened by the bank on behalf of the University and outstanding as on 31.03.2021 is ₹ 1,50,55,281/- (previous year: ₹.2,75,65,088/-)

2. Retirement Benefits

Cumulative provisions on account of gratuity, pension and leave encashment as per the Actuarial valuation amounting to ₹.9,81,72,06,854/- (Gratuity of ₹.57,45,64,417/-, Leave Encashment ₹.64,92,97,230/-, Pension of ₹.859,33,45,207/-) as on 31.03.2021 have been provided for. However, the actual retirement benefits are funded by the UGC as per the requirement on year to year basis.

3. Dr. Nataraja Ramakrishna donated certain gold and silver articles to the University during December 2007 and March 2009. The above articles have been accounted under head "Endowments" and valued at ₹.4,19,674/-. The same has been shown under Fixed Assets separately. Its value as on 31st March 2021 is ₹.6,66,445/- based on the rates notified by the Income Tax Department

4. (i) The total freehold land allotted to the University by the Government of Andhra Pradesh in 1975 and 2004 was 2721.21 acres which is yet to be alienated to the University. All out efforts are on to get the land alienated in favour of the University.

(ii) Land admeasuring 1212.33 acres was allotted/leased to the following Institutions / Organizations / Companies:

S.No.	Name of the Institution / organization / company	Land (in acres)
01	Jawahar Navodaya Vidyalaya	30.00
02	BSNL	1.00
03	APSEB	5.20
04	APSRTC	9.91
05	SAAP (Hockey Stadium)	14.00
06	CR Rao Institute	5.00
07	AMDISA	2.00
08	ILS	20.00
09	Tahasildar Office (MRO Office)	05.00
10	IIIT	62.00
11	SAAP National Games	108.00
12	SAAP Military Games	13.50
13	SAAP IIIT, Hyderabad	13.16
14	IMG Bharath	400.00
15	NGOs Association	134.28
16	TIFR	199.28
17	TERI	40.00
18	NID	25.00
19	Heirs of Sri Lingamaiah	25.00 (of which 4 acres is under subjudice)
20	NIAB	100.00
	Total	1212.33

(iii) The Golden Threshold building constructed on a land admeasuring 6,000 square yards at Abids Road, Nampally was gifted by Ms. Padmaja Naidu, Ex-Governor of West Bengal through a 'Will' to the University in 1975. Of which 500.83 square yards was handed over in 2002-03 to the Municipal Corporation of Hyderabad (MCH) for road widening and an amount of ₹.40,47,507/- was received on this account as compensation from the MCH.

5. (i) Total number of students as on 31.03.2021 was 5,769 (previous year 5,864);
- (ii) Total number of faculty as on 31.03.2021 was 427(previous year 413);
- (iii) Collection on account of Building Fund and expenditure thereof: Nil (previous year Nil.);
- (iv) Collection for co-curricular activities and expenditure thereof. Nil (previous year Nil.);
- (v) Collection from students on account of Academic Development Fund and Expenditure thereof during the year 2020-21 was ₹.64.81 lakhs and ₹.62.45 lakhs respectively; (previous year ₹.115.17lakhs and ₹.237.54 lakhs).

- (vi) Collection from students on account of Students Emergency Medical Fund and expenditure thereof during the year 2020-21 was ₹.78.87 Lakhs and ₹.108.35 lakhs respectively; (previous year ₹.70.44 lakhs and ₹.83.15 lakhs).
- (vii) The University has paid/provided for all the statutory duties during the year 2020-21
- (viii) The pay scales of Faculty as per VII CPC are as detailed below:
 - (a) Senior Professor Level 15: Pay of ₹ 181200-225000.
 - (b) Professor: Level 14: Pay of ₹ 144200-218200
 - (c) Associate Professor: Level 13A: Pay of ₹ 131400-217100
 - (d) Assistant Professor: Level 10: Pay of ₹ 57700-182400

6. Sponsored Projects

- 6.1. The University has been receiving Grants-in-aid for Earmarked Specific Purpose Research Projects from various funding bodies such as DST, CSIR, DBT, ICMR, DAE & ICAR, etc., in installments. The University is furnishing Statement of Expenditure and Utilization Certificates to these Funding Bodies periodically to secure release the next and subsequent installment of Grants.
- 6.2. The details of the assets acquired out of the Sponsored Research Projects are annexed to the Notes on Accounts.


7. Related party Disclosures

In relation to

- (i). Purchase or sale of fixed assets: Nil (previous year: Nil)
 - (ii). Rendering or receiving of services: Nil (previous year: Nil)
 - (iii). Leasing or Hire purchase arrangements: Nil (previous year: Nil).
- 8. As per the cardinal principle envisaged in the guidelines in relation to the preparation of Schedule -1 Corpus/Capital fund of 'Format of Financial Statements for Central Higher Educational Institutions' prescribed by MHRD -GOI, that all profits/losses belong to the owner's fund, the excess of income over expenditure is added to the capital fund and excess of expenditure over income is deducted from the capital Fund.
 - 9. The details of total Receipts of Plan/Creation of Capital Assets/Plan Schemes and Recurring grants and its closing balances, after adjusting the expenditure (Revenue and Capital) other than provisions made during the year, have been informed to funding body i.e. UGC in the form of Utilization Certificate prepared on Cash basis as per requirement of UGC. However, the Income and Expenditure Account and the Balance Sheet are prepared on Accrual Basis in line with the Guidelines issued by Ministry of Human Resources Development (MHRD) vide No.29-4/2012-IFD Dt.17/04/2015.

10. Previous years figures have been grouped/re-grouped wherever necessary.
11. In respect of GPF/CPF and NPS of funds, a separate Balance Sheet, Income & Expenditure Account and a Receipts and Payments Account have been prepared and attached to the Annual Accounts of the University.
12. Surplus funds of GPF/CPF & NPS are Invested in various Mutual Funds to the tune of Rs.8.39 Crores and their market value as on 31/03/2021 is Rs.10.10 crores. Employees and Employer contributions including interest accrued there on upto 31st March, 2021 amounting to ₹6,14,79,583./- (previous year ₹.5,00,84,876/-) in respect of 27 employees belonging to New Pension Scheme (NPS) are retained with the University without transferring the same to Pension Fund Regulatory and Development Authority (PFRDA) / National Securities Depository Limited (NSDL) for want of PRAN numbers/counting of past services of the employees. However, the interest is credited to these subscribers at the rates as applicable to GPF and CPF as notified by Gol and adopted by the University.
13. University conferred the status of Institute of Eminence (IoE) status in the year 2019-20 with a specific mandate and targets and an MoU was made and entered with the MoE (Erstwhile MHRD) on 17th February, 2020. Under IOE, Ministry of Education will be released a total fund of Rs.1000 Crores to the University during the five years from the declaration of University as IoE under the budget of OH-31 & OH-35. Accordingly, the University received Rs.115.76 Crores (During 2019-20-Rs.16.32 crores and during 2020-21-Rs.99.44 Crores) up to the date of closure of books of accounts. The grants received under IOE status are treated as Earmarked/specific Funds and shown in Schedule-2 of the Balance Sheet. However, the Income & Expenditure, Balance Sheet & Receipts and payment statement related to IOE are annexed herewith. The assets acquired out of IoE shown under sch.4E.

14. Ministry of Education (MoE) sanctioned a Loan of Rs.127.33 Crores for Creation of Capital Assets through Higher Education Financing Agency (HEFA) in the first phase under window-III and Rs.33.90 Crores under window-IV. The procedure followed in accounting of various transactions related to HEFA loan is as mentioned below:
- i) the Grants received for repayment of loan and the university's contribution towards repayment of loan are treated as earmarked/specific funds and payments made thereof shown under sch.2.
 - ii) the Loan outstanding towards principal and interest as on date of closure of books of accounts is shown in sch.3 as 'HEFA loan'.
 - iii) the Grants received towards repayment of interest and expenditure thereof shown in the Income & Expenditure.
 - iv) to the extent of Loan repaid during the year is added to the Capital Fund for the year and no effect will be made to the capital fund account when the work-in progress converts into fixed assets and also reduced from the outstanding loan account.
 - v) As per the mandate, 10% of the principal amount has to be borne by the University from its internal resources under window-3. Accordingly, the said amount is charged back every year from internal resources generated. 90% of the principal and interest on the whole amount will be paid in form of grants by the MoE based on the loan schedule of HEFA.
15. In spite of the extraordinary situation that prevails due to the Covid-19 pandemic, further in addition to that the restrictions on the availability of functioning staff, all efforts were made to collect the required information and to present the accounts in tandem with the format of accounts as suggested by Ministry of HRD, Govt. of India. Any inadvertent lapses will be corrected as and when they will be noticed.



Finance Officer

Finance Officer
University of Hyderabad
Central University P.O.
Hyderabad - 500 046

FIXED ASSETS OF RESEARCH AND SPONSORED PROJECTS

Assets	Original Cost as on 01.04.2020 ₹	Additions during the year 2020-21 ₹	Total Book value on 31.03.2021 ₹
Buildings	51,11,30,425	34,07,193	51,45,37,618
Electrical Installation and Equipment	1,66,10,53,143	67,94,536	1,66,78,47,679
Laboratory Equipment	28,97,93,031	22,05,00,857	51,02,93,888
Computers	24,88,61,344	1,06,81,176	25,95,42,520
Office Equipment	4,50,211	17,10,433	21,60,644
Furniture, Fixture & Fittings	2,74,63,783	16,29,912	2,90,93,695
Vehicles	30,44,120	-	30,44,120
Lib. Books & Scientific Journals	16,63,71,284	3,32,230	16,67,03,514
e-journals (print)	40,11,849	-	40,11,849
Lifts	4,26,13,939	3,16,653	4,29,30,592
Total	2,95,47,93,129	24,53,72,990	3,20,01,66,119

**INSTITUTE OF EMINENCE
RELATED ADDITIONAL INFORMATION**

UNIVERSITY OF HYDERABAD
INSTITUTE OF EMINENCE - BALANCE SHEET AS AT 31st MARCH, 2021

SOURCES OF FUNDS		Current Year 2020-21 .		Previous Year 2019-20
	₹	₹	₹	₹
CAPITAL FUND		10,51,696		-
DESIGNATED/EARMARKED/ENDOWMENT FUNDS		-		-
CURRENT LIABILITIES & PROVISIONS		1,15,64,67,933		16,32,82,296
TOTAL		1,15,75,19,629		16,32,82,296
APPLICATION OF FUNDS				
FIXED ASSETS-NET BLOCK				-
Tangible Assets	10,51,696			-
Intangible Assets	-	10,51,696		-
CAPITAL WORK IN PROGRESS		-		-
INVESTMENTS FROM EARMARKED/ENDOWMENT FUNDS		-		-
Long term	70,43,03,502	-		15,50,00,000
Short Term	43,13,06,852	1,13,56,10,354		-
INVESTMENTS OTHERS		-		-
CURRENT ASSETS		82,65,111.50		82,82,296
LOANS,ADVANCES & DEPOSITS		1,25,92,467		-
TOTAL		1,15,75,19,629		16,32,82,296

SIGNIFICANT ACCOUNTING POLICIES
NOTES ON ACCOUNTS

UNIVERSITY OF HYDERABAD

INCOME AND EXPENDITURE ACCOUNT FOR THE YEAR ENDING 31st March, 2021

Particulars	Current Year 2020-21	Previous Year 2019-20
	₹	₹
INCOME:		
Receipts	-	-
Grants/Subsidies	99,43,25,000	16,32,82,295
Grants/Subsidies-repayment of Interest	-	-
Income from Investments	74,56,017	-
Interest Earned	22,15,196	-
Other Income	-	-
Prior Period Income	-	-
TOTAL (a)	1,00,39,96,213	16,32,82,295
EXPENDITURE:		
Administrative and General Expenses	1,27,89,674	-
Repairs & Maintenance	60,48,180	-
Depreciation	1,38,187	-
Other Expenses	41,37,755	-
	-	-
	-	-
	-	-
	-	-
	-	-
TOTAL (b)	2,31,13,796	-
Balance being excess of income over expenditure(a-b)	98,08,82,417	16,32,82,295
Transferred to/from Designated fund	-	-
Building Fund	-	-
Tr. To Unutilized grants	98,10,20,604	-
Balance being surplus/(deficit) carried to Capital Fund	1,38,187	16,32,82,295

SIGNIFICANT ACCOUNTING POLICIES

NOTES ON ACCOUNTS

UNIVERSITY OF HYDERABAD

RECEIPTS AND PAYMENTS ACCOUNT FOR THE YEAR ENDING 31st MARCH, 2021

RECEIPTS	Current Year 2020-21 ₹	Previous Year 2019-20 ₹	PAYMENTS	Current Year 2020-21 ₹	Previous Year 2019-20 ₹
I. Opening Balances					
a) Cash Balances	-	-	I. Administrative Expenses		
b) Bank Balances			a) GB Expert Committee	4,000	-
i) In Current accounts	-	-	b) Honorarium	7,28,800	-
ii) Savings accounts	82,82,296		c) Incentives to staff	4,10,100	-
iii) cash on hand	-		d) Application Fee	1,00,00,000	-
			e) Salary	14,70,907	-
			f) Webinars	5,100	-
II. Grants Received			g) Repairs & Maintenance	60,48,180	-
a) From Government of India			h) Conferences	76,050	-
b) From State Government			i) Exp on Research Projects	35,45,175	-
c) From other sources UGC	99,43,25,000	16,32,25,000	j) Prof Dev Fund	5,16,530	-
(Grants for capital & revenue exp. to be shown separately if available)			ii. Payments to Current Liabilities		
			III. Payments against Sponsored Fellowships/Scholarships		
III. Academic Receipts			IV. Expenditure on Fixed Assets and Capital Works -in-Progress		
IV. Receipts against Earmarked/Endowment Funds	6,46,682	-	a) Fixed Assets	11,89,883	-
V. Receipts against Sponsored Projects/Schemes Scholarships	-	-	b) Capital Works-in-Progress	-	-
VII. Income on Investments from			V. Other Payments including statutory payments		
a) Earmarked/Endowment funds	74,56,017	-	VI. Refunds of Grants		
b) Other Investments	-	-	i) Part I & II		
VIII. Interest received on			ii) Part III & IV		
a) Bank Deposits	-	-	VII. Deposits and Advances	55,000	-
b) Loans and Advances	-	-	VIII. Other Payments	-	-
c) Savings Bank Accounts	22,15,196	57,296			
d) Interest on SB of Earmarked	-	-	IX. Investments and Deposits made		
IX. Term Deposits with Scheduled Banks encashed			a) Out of Earmarked/Endowments funds		15,50,00,000
a) Out of Earmarked/Endowments funds	-	-	b) Out of ownfunds (Investments-Others)	1,46,21,15,286	-
b) Out of ownfunds (Investments-Others)	48,15,04,932	-	X. Closing balances		
XI. Other Income (including Prior Period Income)			In cash or in kind or for value to be received		
			ii) Cash/Cheque on hand		
XII. Deposits and Advances			b) Bank balances		
XIII. Income from consultancy			In Current Accounts		
XIII. Miscellaneous Receipts Including Statutory Receipts			In savings Accounts		
TOTAL	1,49,44,30,123	16,32,82,296	TOTAL	1,49,44,30,123	16,32,82,296